CHAMBRELAN

www.chambrelan.com

R53F ST58F

Acier zingué	Inox	Extension Partielle	Français	2
Zinc plated steel	Stainless steel	Partial Extension	English	3
Stahl silbern verzinkt	Edelstahl	Teilauszüge	Deutsch	4
Pozinkovaná ocel	Nerezová ocel	částečný výsuv	Česky	5
Acero zincado	Acero inoxidable	Extensión Parcial	Español	6
Acciaio zincato	Acciaio inox	Estensione partiale	Italiano	7
Verzinkt staal	Roestvrij staal	Gedeeltelijk uittrekbaar	Nederlands	8
Оцинковка	Нержавеющая сталь	Частичное выдвижение	Русский	9
Stal ocynkowana	Stal nierdzewna	Wysuw ponad pełny	Polski	10

www.chambrelan.com/R53

www.chambrelan.com/ST58



Visuel non contractuel

► info@chambrelan.com ► www.chambrelan.com

ISO 9001 BUREAU VERITAS Certification

RoHS

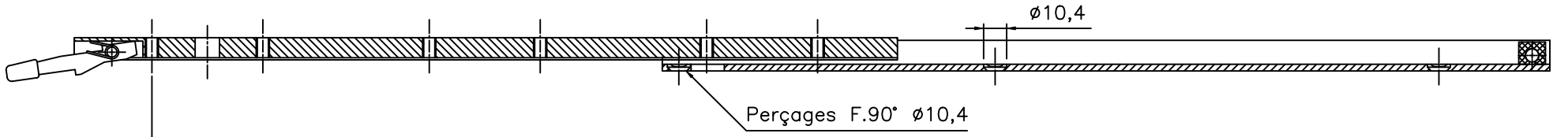

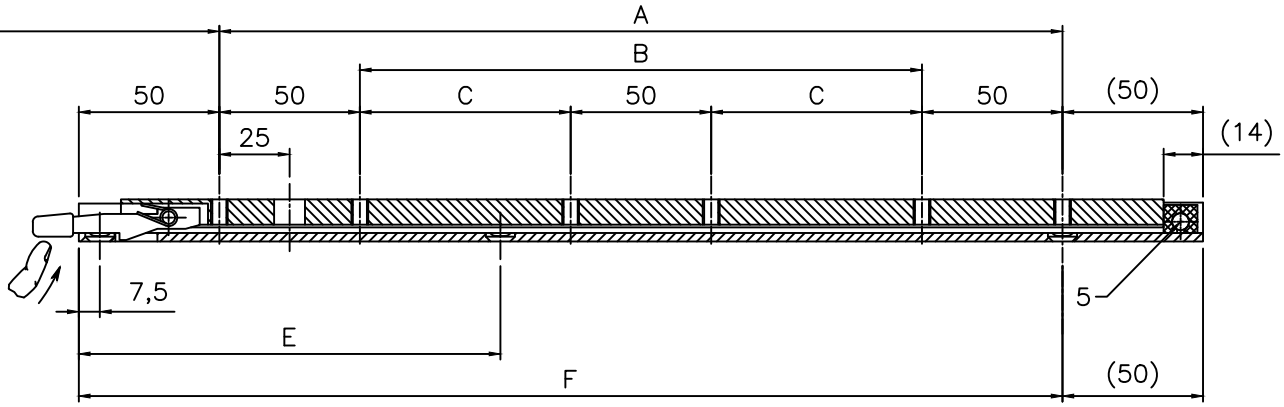

– PROFIL :

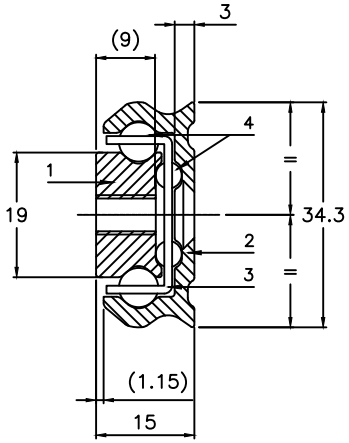

FRAISAGE DU SUPPORT

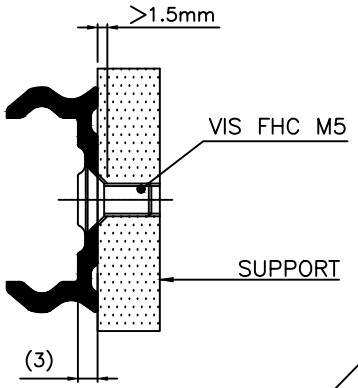

GOUPILLE ISO 8750 (DIN 7343) ø6 Lg 35

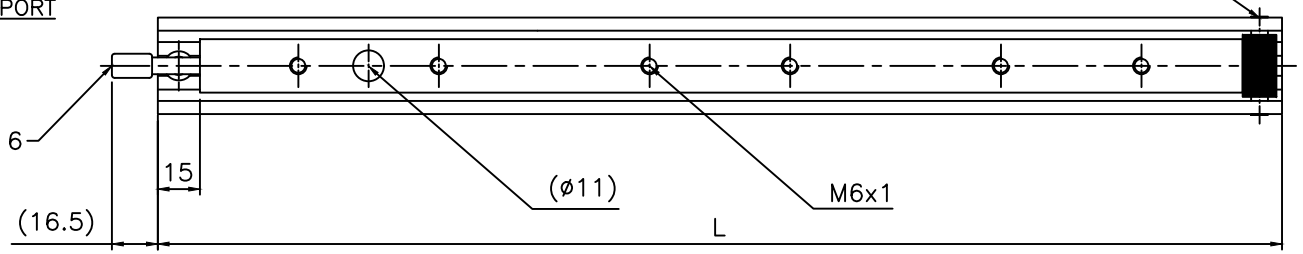

– Unité en mm

* Charge uniformément répartie pour une paire de glissières.

– Charge A CHANT

– Charge A PLAT

– Résultats donnés suivant notre protocole d'essais de charge (voir sur www.chambrelan.com)

– MATIERE	R53F	ST58F
1 – Curseur	Acier	Inox
2 – Extérieur	Acier	Inox
3 – Cage à billes	Acier	Inox
4 – Billes ø6–ø4	Acier	Inox
5 – Butée	Plastique	Plastique
6 – Capuchon	Plastique	Plastique
– TRAITEMENT	Zincage	–
– POIDS	2.5 kg/m	

– OPTIONS :

Longueur des glissières, développement, traitements, ø et entraxes de perçages sur demande.

NE JAMAIS DEMONTER LA GLISSIERE !

Aucune modification ne doit être apportée à la glissière !

L	200	250	300	350	400	450	500	550	600	650	700	750	800	850	900	950	1000	1050	1100	1150	1200	1250	1300	1350	1400
A	100																								
B		50	100	150	200	250	300																		
C								150	175	200	225	250	275	300	325	350	375	400	425	450	475	500	525	550	575
E				125	150	175	200	225	250	275	300	325	350	375	400	425	450	475	500	525	550	575	600	625	650
F	150	200	250	300	350	400	450	500	550	600	650	700	750	800	850	900	950	1000	1050	1100	1150	1200	1250	1300	1350
D	80	130	180	230	280	310	340	370	400	430	480	510	540	570	600	630	680	710	740	770	800	830	880	910	940
Charge* (Kg)	135	135	135	135	135	150	154	158	160	160	158	156	150	144	136	128	120	110	100	90	80	70	60	50	40
Flèche (mm)	2	3	3	3	4	4	4	5	5	6	6	7	7	8	8	8	9	9	9	10	10	10	11	11	12
Charge* (Kg)	75	75	75	72	70	68	66	64	60	58	57	56	55	54	52	50	48	46	44	41	38	36	33	28	25
Flèche (mm)	1	2	2	3	3	4	5	7	9	12	15	18	21	24	27	30	33	36	38	40	41	42	43	45	46

Production suivant les tolérances générales de fabrication (www.chambrelan.com/1016)

R53F – ST58F

30.10.2019

CHAMBRELAN
www.chambrelan.com

Dans un souci d'amélioration constante de sa fabrication, la société se réserve le droit de modifier ses produits sans avertissement ni préavis. Données non contractuelles.

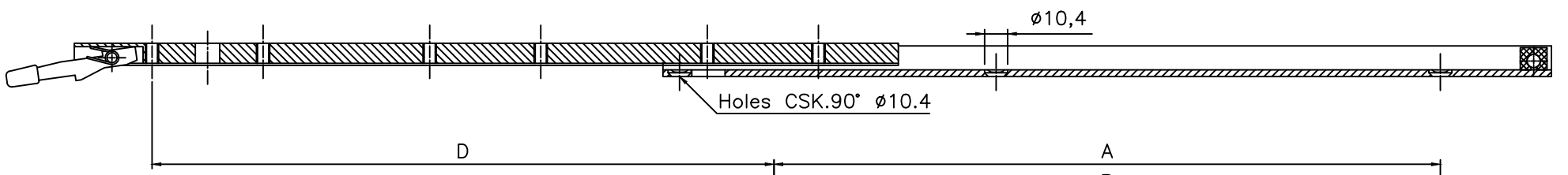

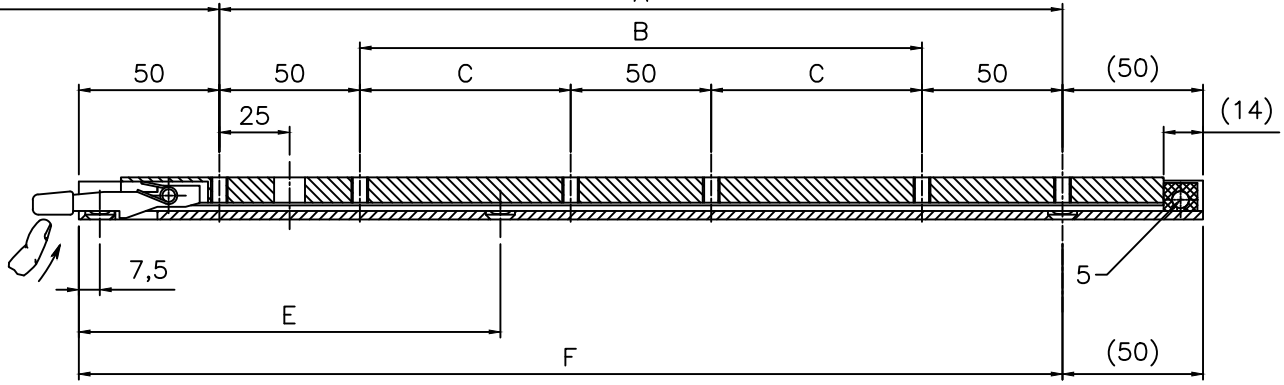

– PROFILE :

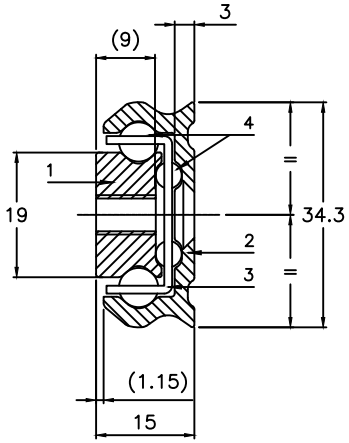

FRAME'S COUNTERSINKING

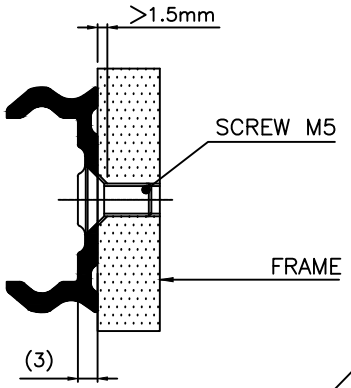

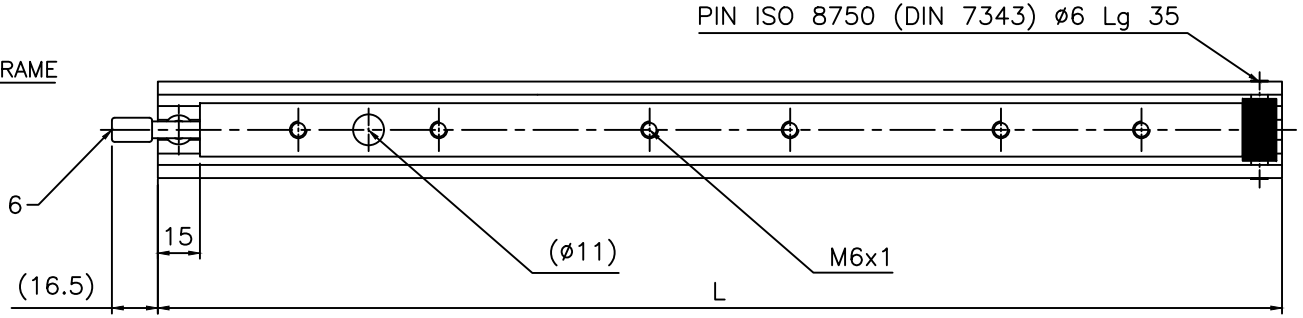

– MATERIAL	R53F	ST58F
1 – Inner beam	Steel	Stainless steel
2 – Outer beam	Steel	Stainless steel
3 – Ball cages	Steel	Stainless steel
4 – Bearing ø6–ø4	Steel	Stainless steel
5 – End stop	Plastic	Plastic
6 – Cap	Plastic	Plastic
– SURFACE FINISH	Zinc plating	–
– WEIGHT	2.5 kg/m	

– OPTIONS :

Different slide lengths, extension, surface finish, ø and holes centres to customer's requirement.

– Dimensions in mm

* Loads indicated for a pair of slides

– Load in a major axis

– Load in a minor axis

– Results given according to our load testing protocol (www.chambrelan.com)

Production according our general manufacturing tolerances (www.chambrelan.com/1016)

R53F – ST58F

30.10.2019

CHAMBRELAN

www.chambrelan.com

L	200	250	300	350	400	450	500	550	600	650	700	750	800	850	900	950	1000	1050	1100	1150	1200	1250	1300	1350	1400
A	100																								
B		50	100	150	200	250	300																		
C								150	175	200	225	250	275	300	325	350	375	400	425	450	475	500	525	550	575
E				125	150	175	200	225	250	275	300	325	350	375	400	425	450	475	500	525	550	575	600	625	650
F	150	200	250	300	350	400	450	500	550	600	650	700	750	800	850	900	950	1000	1050	1100	1150	1200	1250	1300	1350
D	80	130	180	230	280	310	340	370	400	430	480	510	540	570	600	630	680	710	740	770	800	830	880	910	940
Load* (Kg)	135	135	135	135	135	150	154	158	160	160	158	156	150	144	136	128	120	110	100	90	80	70	60	50	40
Deflexion (mm)	2	3	3	3	4	4	4	5	5	6	6	7	7	8	8	8	9	9	9	10	10	10	11	11	12
Load* (Kg)	75	75	75	72	70	68	66	64	60	58	57	56	55	54	52	50	48	46	44	41	38	36	33	28	25
Deflexion (mm)	1	2	2	3	3	4	5	7	9	12	15	18	21	24	27	30	33	36	38	40	41	42	43	45	46

⚠ DO NOT DISMOUNT THE SLIDE !

Do not modify the slides !

In a constant effort of improvement, the compagny reserves the right to modify its products without notice. No contratual information.

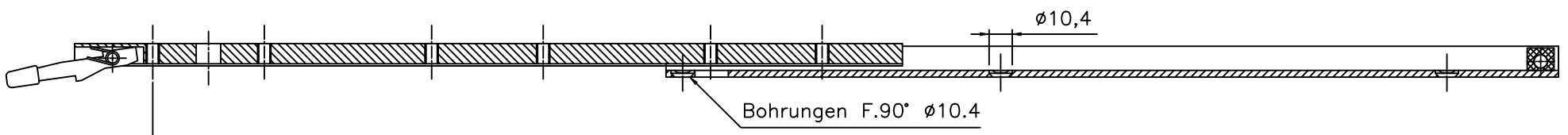

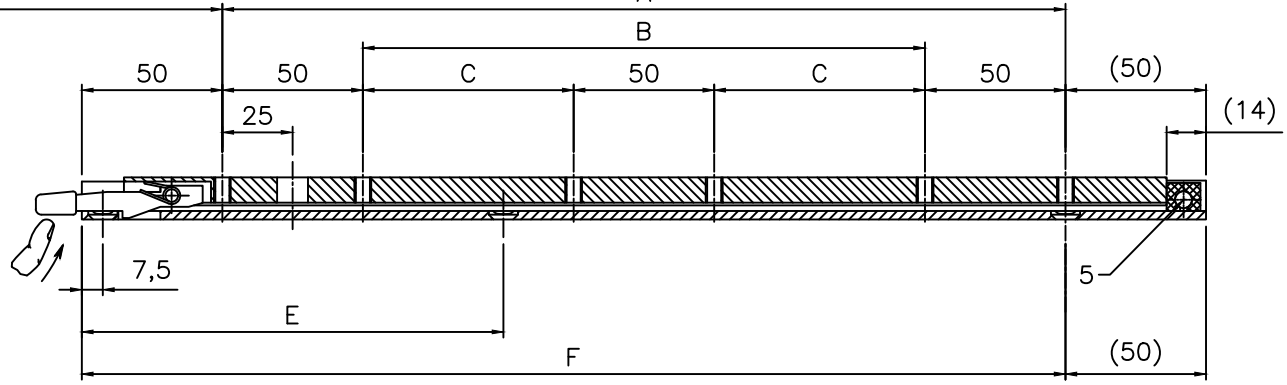

– PROFIL :

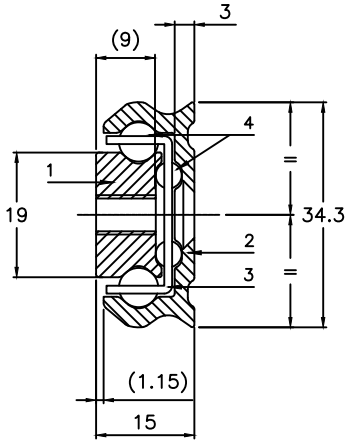

Ansenken der Montagefläche

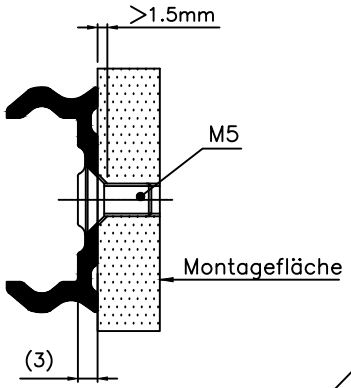

SPIRAL–SPANNSTIFT
ISO 8750 (DIN 7343) ø6 Lg 35

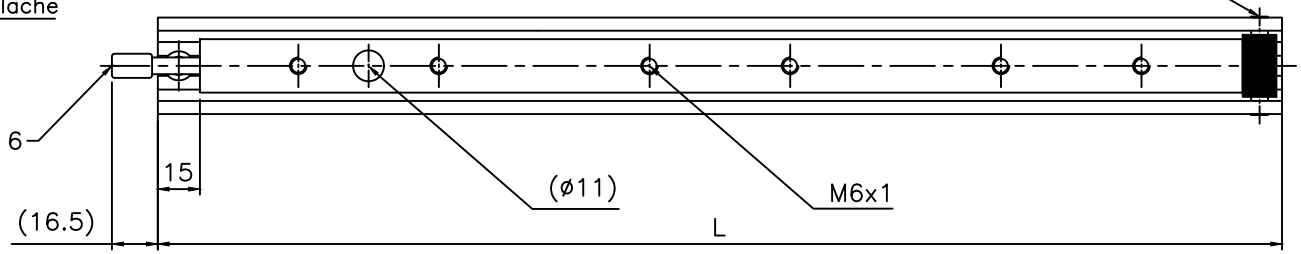

– Maße in mm
* Belastungsangaben gelten pro Paar

– Tragfähigkeit radial

– Tragfähigkeit axial

– Resultate nach unserem üblichen Testverfahren (siehe unter www.chambrelan.com)

– Material	R53F	ST58F
1 – Kleine innenschiene	Stahl	Edelstahl
2 – Außenschiene	Stahl	Edelstahl
3 – Kugelleisten	Stahl	Edelstahl
4 – Kugeln ø6–ø4	Stahl	Edelstahl
5 – Anschlag	Plastik	Plastik
6 – Schutzkappe	Plastik	Plastik
– Oberflächenbehandlung	silbern verzinkt	–
– Gewicht	2.5 kg/m	

– mögliche Sonderanfertigungen :

Sonderlängen, Oberflächenbehandlungen, ø Bohrungen und Lochabstände.

⚠ DIE SCHIENEN NICHT DEMONTIEREN !

DIE TELESKOPSCHIENE DARF NICHT VERÄNDERT WERDEN!

Herstellung nach unseren allgemeinen Herstellungstoleranzen (siehe www.chambrelan.com/1016)

R53F – ST58F

30.10.2019

CHAMBRELAN
www.chambrelan.com

L	200	250	300	350	400	450	500	550	600	650	700	750	800	850	900	950	1000	1050	1100	1150	1200	1250	1300	1350	1400
A	100																								
B		50	100	150	200	250	300																		
C								150	175	200	225	250	275	300	325	350	375	400	425	450	475	500	525	550	575
E				125	150	175	200	225	250	275	300	325	350	375	400	425	450	475	500	525	550	575	600	625	650
F	150	200	250	300	350	400	450	500	550	600	650	700	750	800	850	900	950	1000	1050	1100	1150	1200	1250	1300	1350
D	80	130	180	230	280	310	340	370	400	430	480	510	540	570	600	630	680	710	740	770	800	830	880	910	940
Belastung*(Kg)	135	135	135	135	135	150	154	158	160	160	158	156	150	144	136	128	120	110	100	90	80	70	60	50	40
Durchbiegung	2	3	3	3	4	4	4	5	5	6	6	7	7	8	8	8	9	9	9	10	10	10	11	11	12
Belastung*(Kg)	75	75	75	72	70	68	66	64	60	58	57	56	55	54	52	50	48	46	44	41	38	36	33	28	25
Durchbiegung	1	2	2	3	3	4	5	7	9	12	15	18	21	24	27	30	33	36	38	40	41	42	43	45	46

Um die ständige Verbesserung unserer Schienen zu gewährleisten, behalten wir uns ohne Voranmeldung technische Änderungen vor. Keine vertragsmässigen Informationen.

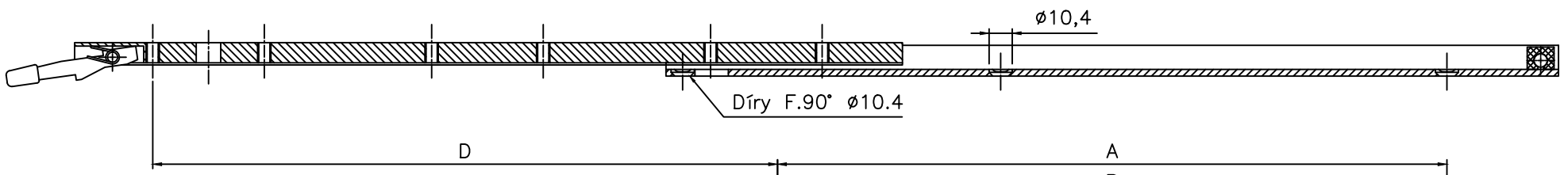

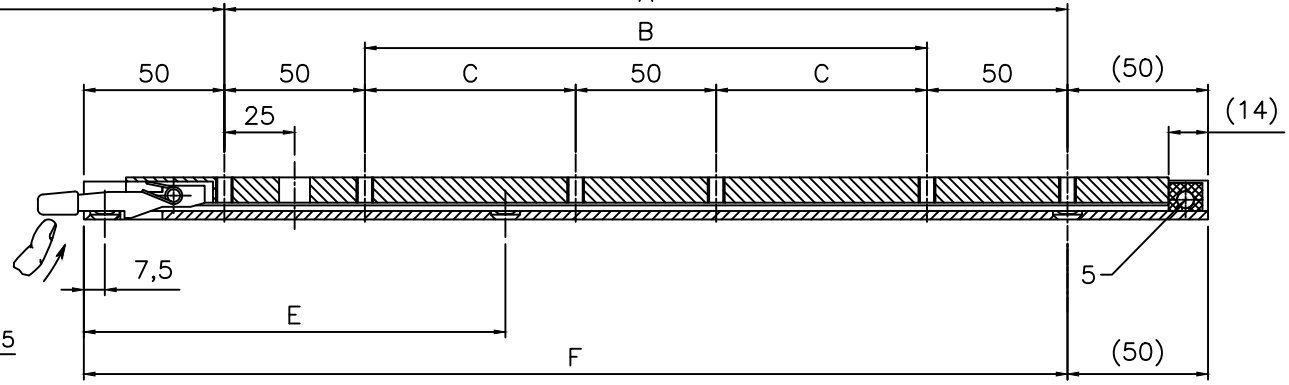

– ŘEZ :

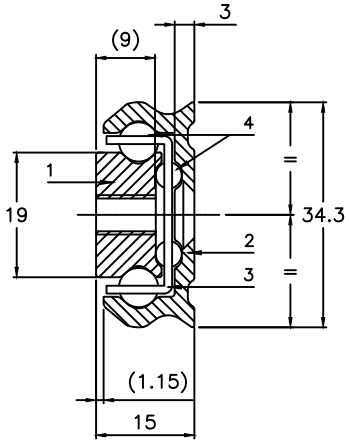

FRÉZOVÁNÍ NOSNÉ PLOCHY

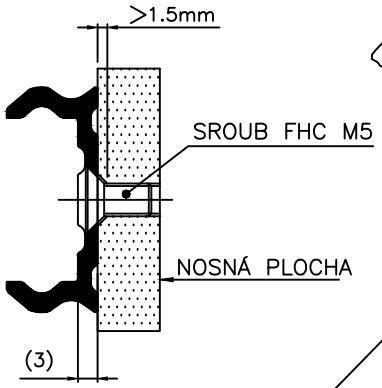

Pružný kolík svinutý
ISO 8750 (DIN 7343) ø6 Lg 35

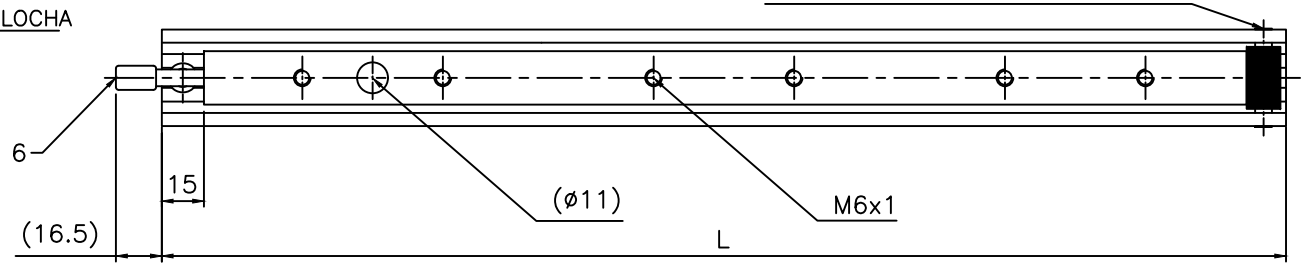

– Rozměry v mm
* Nosnost rovnoměrně rozložena na pár lišt

– Zatížení nakolmo

– Zatížení naplocho

– Hodnoty odpovídají výsledkům interního zkušebního protokolu o zatížení (viz. www.chambrelan.com)

Výroba v souladu se všeobecnými výrobními tolerancemi (www.chambrelan.com/1016)

R53F – ST58F

30.10.2019

CHAMBRELAN
www.chambrelan.com

	R53F	ST58F
– MATERIÁL		
1 – Vnitřní lišta	Ocel	Nerezová ocel
2 – Vnější lišta	Ocel	Nerezová ocel
3 – Kuličková klec	Ocel	Nerezová ocel
4 – Kulička ø6–ø4	Ocel	Nerezová ocel
5 – Zarážka	Plast	Plast
6 – víčko	Plast	Plast
– POVRCHOVÁ ÚPRAVA	Pozink	–
– HMOTNOST	2.5 kg/m	

– MOŽNOSTI :

Délku, výsuv a povrchovou úpravu lišt,
ø a rozteče otvorů pro šrouby lze upravit dle požadavků zákazníka.

LIŠTY NIKDY NEROZEBÍREJTE!

Lišta nesmí být žádným způsobem upravována!

	L	200	250	300	350	400	450	500	550	600	650	700	750	800	850	900	950	1000	1050	1100	1150	1200	1250	1300	1350	1400
	A	100																								
	B		50	100	150	200	250	300																		
	C								150	175	200	225	250	275	300	325	350	375	400	425	450	475	500	525	550	575
	E				125	150	175	200	225	250	275	300	325	350	375	400	425	450	475	500	525	550	575	600	625	650
	F	150	200	250	300	350	400	450	500	550	600	650	700	750	800	850	900	950	1000	1050	1100	1150	1200	1250	1300	1350
	D	80	130	180	230	280	310	340	370	400	430	480	510	540	570	600	630	680	710	740	770	800	830	880	910	940
	Nosnost*(Kg)	135	135	135	135	135	150	154	158	160	160	158	156	150	144	136	128	120	110	100	90	80	70	60	50	40
	PRŮHYB(mm)	2	3	3	3	4	4	4	5	5	6	6	7	7	8	8	8	9	9	9	10	10	10	11	11	12
	Nosnost*(Kg)	75	75	75	72	70	68	66	64	60	58	57	56	55	54	52	50	48	46	44	41	38	36	33	28	25
	PRŮHYB(mm)	1	2	2	3	3	4	5	7	9	12	15	18	21	24	27	30	33	36	38	40	41	42	43	45	46

Za účelem trvalého zlepšování produktu si společnost vyhrazuje právo měnit uvedené specifikace bez předchozího upozornění. Údaje jsou nezávazné.

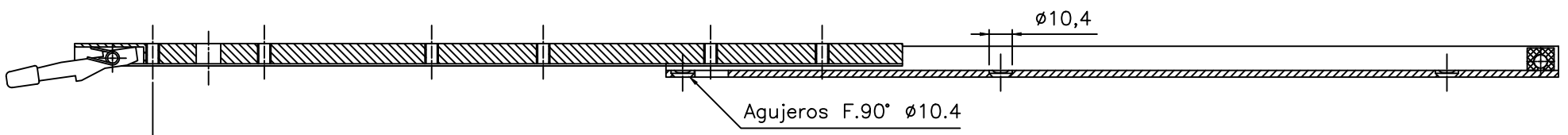

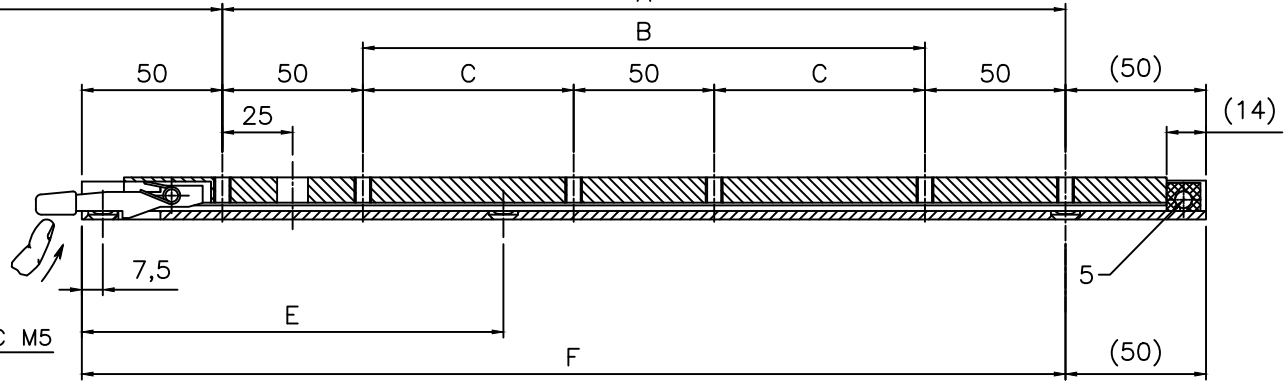

– PERFIL :

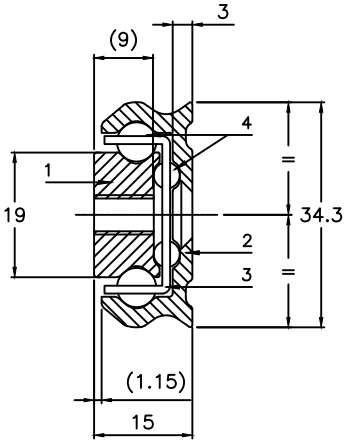

AVELLANADO DEL SOPORTE

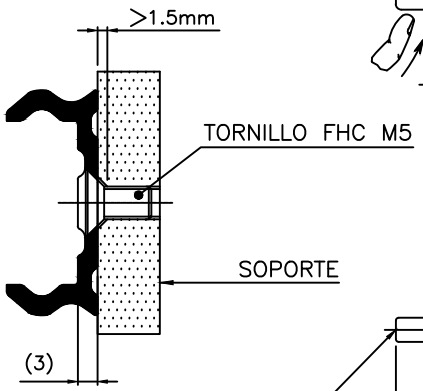

PASADOR ISO 8750 (DIN 7343) ø6 Lg 35

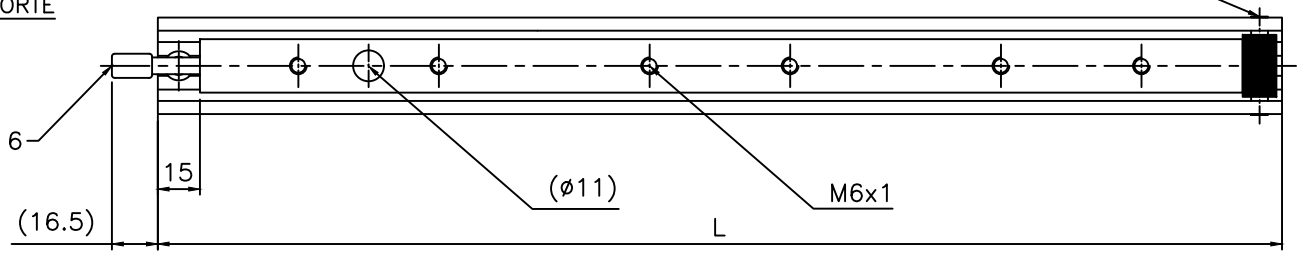

– Unidad en mm

* Carga uniformemente repartida para un par de guías

– Carga de canto

– Carga de plano

– Resultados obtenidos según nuestro protocolo de pruebas de carga (mirar en www.chambrelan.com)

– MATERIAL	R53F	ST58F
1 – Cursor	Acero	Acero inoxidable
2 – Exterior	Acero	Acero inoxidable
3 – Jaula de bolas	Acero	Acero inoxidable
4 – Bolas ø6–ø4	Acero	Acero inoxidable
5 – Tope	Plástico	Plástico
6 – Capuchón	Plástico	Plástico
– TRATAMIENTO	Zincado	–
– PESO	2.5 kg/m	

– OPCIONES :

Longitud de guías, desarrollo, tratamientos, ø y entre–centros de taladros bajo demanda

¡NO DESMONTAR NUNCA LA GUIA!

No modificar las guías

Producción de acuerdo con las tolerancias generales de fabricación (www.chambrelan.com/1016)

R53F – ST58F

30.10.2019

CHAMBRELAN

L	200	250	300	350	400	450	500	550	600	650	700	750	800	850	900	950	1000	1050	1100	1150	1200	1250	1300	1350	1400
A	100																								
B		50	100	150	200	250	300																		
C								150	175	200	225	250	275	300	325	350	375	400	425	450	475	500	525	550	575
E				125	150	175	200	225	250	275	300	325	350	375	400	425	450	475	500	525	550	575	600	625	650
F	150	200	250	300	350	400	450	500	550	600	650	700	750	800	850	900	950	1000	1050	1100	1150	1200	1250	1300	1350
D	80	130	180	230	280	310	340	370	400	430	480	510	540	570	600	630	680	710	740	770	800	830	880	910	940
Carga* (Kg)	135	135	135	135	135	150	154	158	160	160	158	156	150	144	136	128	120	110	100	90	80	70	60	50	40
Flecha (mm)	2	3	3	3	4	4	4	5	5	6	6	7	7	8	8	8	9	9	9	10	10	10	11	11	12
Carga* (Kg)	75	75	75	72	70	68	66	64	60	58	57	56	55	54	52	50	48	46	44	41	38	36	33	28	25
Flecha (mm)	1	2	2	3	3	4	5	7	9	12	15	18	21	24	27	30	33	36	38	40	41	42	43	45	46

En su empeño de mejora constante de su fabricación la empresa se reserva el derecho de modificar sus productos sin advertencia ni preaviso. Datos no contractuales.

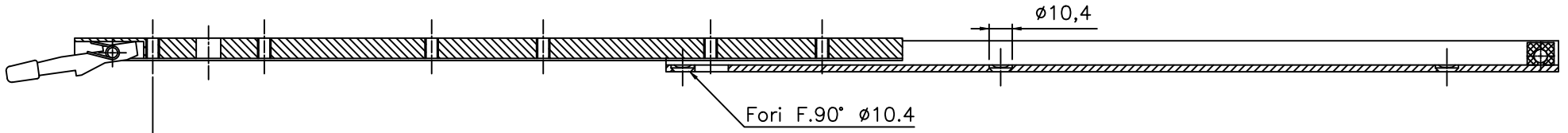

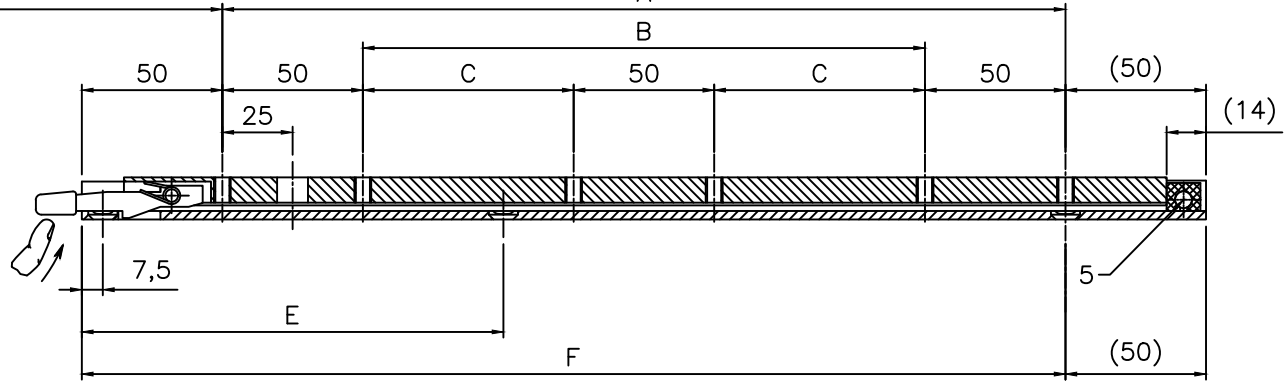

– PROFILO :

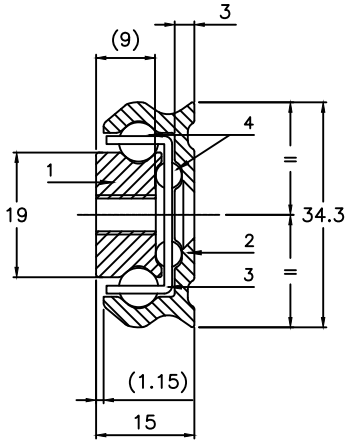

FRESATURA DEL SUPPORTO

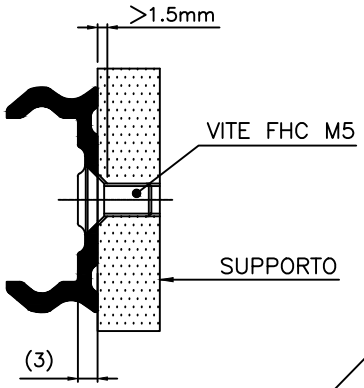

COPIGLIA ISO 8750 (DIN 7343) ø6 Lg 35

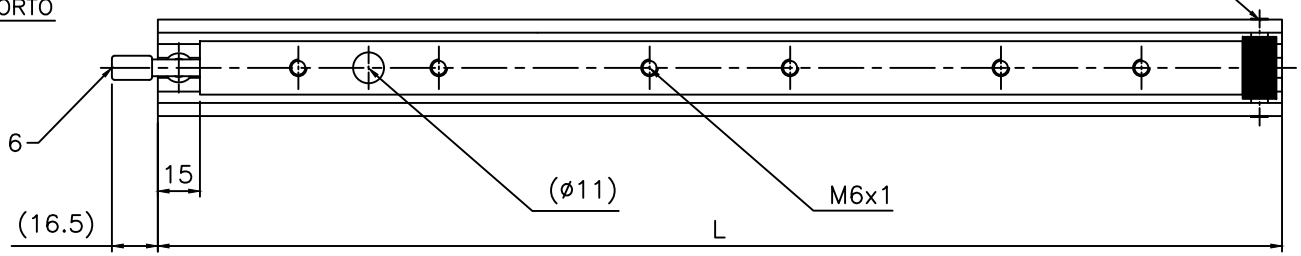

– MATIERIA	R53F	ST58F
1 – Cursore	Acciaio	Acciaio inox
2 – Esterno	Acciaio	Acciaio inox
3 – Gabbia a sfere	Acciaio	Acciaio inox
4 – Sfere ø6–ø4	Acciaio	Acciaio inox
5 – Arresto	Plastica	Plastica
6 – Cappuccio	Plastica	Plastica
– TRATTAMENTO	Zincatura	–
– PESO	2.5 kg/m	

– OPZIONI :

Lunghezza delle guide, sviluppo, trattamenti ø e posizione delle forature su richiesta.

– Unità in mm

* Carico uniformemente ripartito per una coppia di guide

– Carico IN COSTA

– Carico IN PIANO

– Risultati determinati secondo il nostro protocollo prove di carico (vedi sul sito www.chambrelan.com)

Produzione avviene secondo le tolleranze generali di fabbricazione (www.chambrelan.com/1016)

R53F – ST58F

30.10.2019

CHAMBRELAN
www.chambrelan.com

	L	200	250	300	350	400	450	500	550	600	650	700	750	800	850	900	950	1000	1050	1100	1150	1200	1250	1300	1350	1400
	A	100																								
	B		50	100	150	200	250	300																		
	C								150	175	200	225	250	275	300	325	350	375	400	425	450	475	500	525	550	575
	E				125	150	175	200	225	250	275	300	325	350	375	400	425	450	475	500	525	550	575	600	625	650
	F	150	200	250	300	350	400	450	500	550	600	650	700	750	800	850	900	950	1000	1050	1100	1150	1200	1250	1300	1350
	D	80	130	180	230	280	310	340	370	400	430	480	510	540	570	600	630	680	710	740	770	800	830	880	910	940
	Carico* (Kg)	135	135	135	135	135	150	154	158	160	160	158	156	150	144	136	128	120	110	100	90	80	70	60	50	40
	Flessione (mm)	2	3	3	3	4	4	4	5	5	6	6	7	7	8	8	8	9	9	9	10	10	10	11	11	12
	Carico* (Kg)	75	75	75	72	70	68	66	64	60	58	57	56	55	54	52	50	48	46	44	41	38	36	33	28	25
	Flessione (mm)	1	2	2	3	3	4	5	7	9	12	15	18	21	24	27	30	33	36	38	40	41	42	43	45	46

NON SMONTARE MAI LA GUIDA !

Nessuna modificazione deve essere effettuata sulla guida

Per permettere un miglioramento costante della fabbricazione, la società si riserva il diritto di modificare i prodotti senza avertimento né preavviso. Dati non contrattuali.

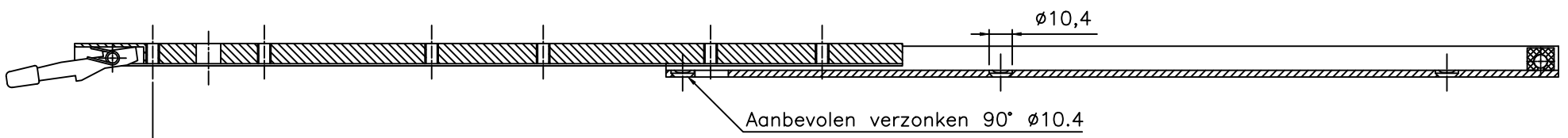

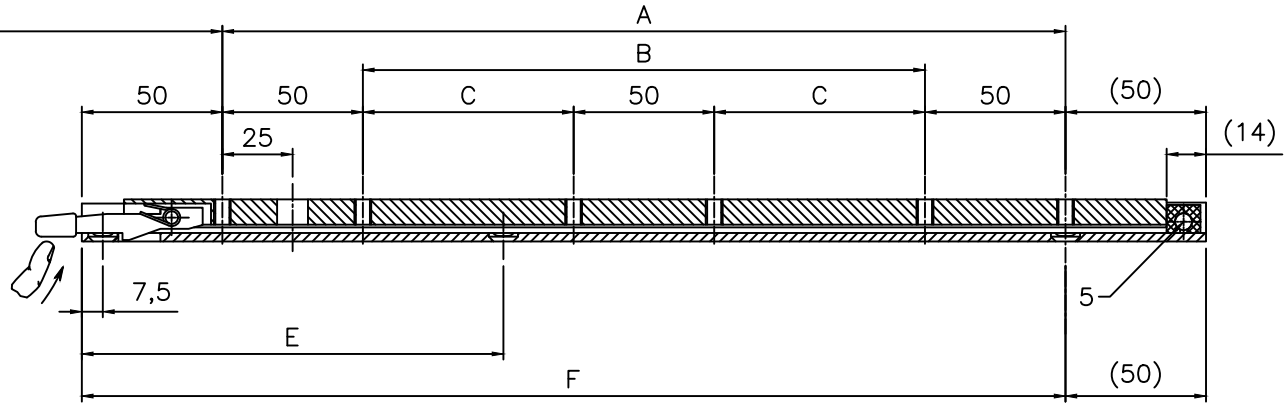

– PROFIEL :

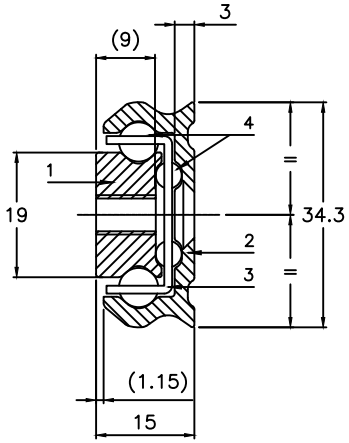

VOORBOREN FRAME

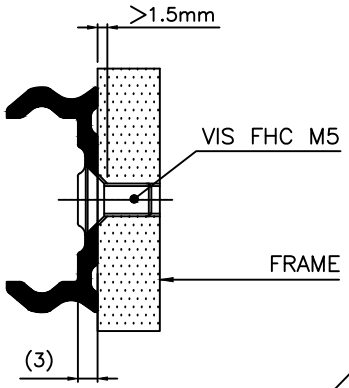

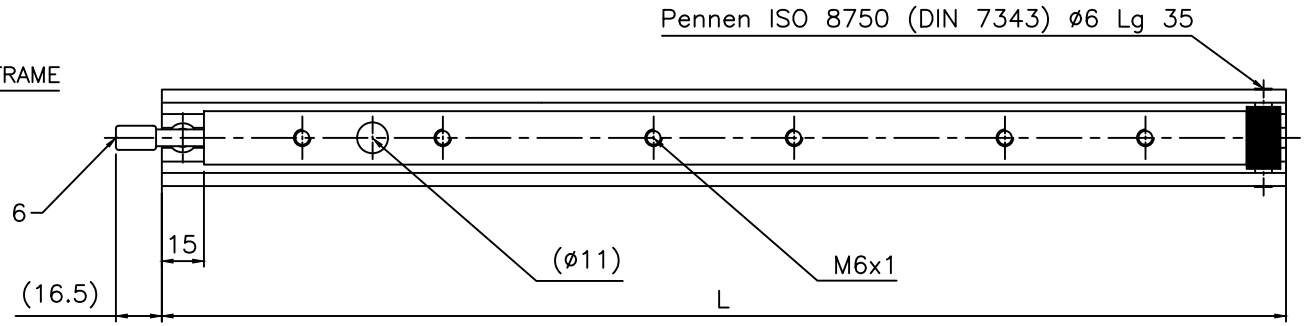

– MATERIAAL

	R53F	ST58F
1 – Binnenprofiel	Staal	Roestvrij staal
2 – Buitenprofiel	Staal	Roestvrij staal
3 – Kogelkooi	Staal	Roestvrij staal
4 – Kogels ø6–ø4	Staal	Roestvrij staal
5 – Eindstop	Plastic	Plastic
6 – Beschermdop	Plastic	Plastic
– Oppervlaktebehandeling	Verzinkt	–
– GEWICHT	2.5 kg/m	

– OPTIES :

Lengte, uittreklengte, oppervlaktebehandeling, diameter en tussenafstand bevestigingsgaten van de geleiders op aanvraag.

GELEIDER NOOIT UIT DE GELEIDERS HALEN!

Het is niet toegestaan verandering aan de geleiders aan te brengen!

– Meeteenheid in mm
* Belasting gelijkmatig verdeeld over een paar geleiders

– Draagvermogen rechstandig

– Draagvermogen plat liggend

– Resultaten gegeven volgens ons protocol load testing (zien www.chambrelan.com)

Geproduceerd volgens onze algemene fabricagetoleranties (www.chambrelan.com/1016)

R53F – ST58F

30.10.2019

CHAMBRELAN
www.chambrelan.com

L	200	250	300	350	400	450	500	550	600	650	700	750	800	850	900	950	1000	1050	1100	1150	1200	1250	1300	1350	1400
A	100																								
B		50	100	150	200	250	300																		
C								150	175	200	225	250	275	300	325	350	375	400	425	450	475	500	525	550	575
E				125	150	175	200	225	250	275	300	325	350	375	400	425	450	475	500	525	550	575	600	625	650
F	150	200	250	300	350	400	450	500	550	600	650	700	750	800	850	900	950	1000	1050	1100	1150	1200	1250	1300	1350
D	80	130	180	230	280	310	340	370	400	430	480	510	540	570	600	630	680	710	740	770	800	830	880	910	940
Draagvermogen* (Kg)	135	135	135	135	135	150	154	158	160	160	158	156	150	144	136	128	120	110	100	90	80	70	60	50	40
Doorbuiging (mm)	2	3	3	3	4	4	4	5	5	6	6	7	7	8	8	8	9	9	9	10	10	10	11	11	12
Draagvermogen* (Kg)	75	75	75	72	70	68	66	64	60	58	57	56	55	54	52	50	48	46	44	41	38	36	33	28	25
Doorbuiging (mm)	1	2	2	3	3	4	5	7	9	12	15	18	21	24	27	30	33	36	38	40	41	42	43	45	46

In het constante streven naar verbeteringen in het fabricageproces behoudt de firma zich het recht voor zijn producten aan te passen zonder voorafgaande kennisgeving. Gegevens zijn niet bindend.

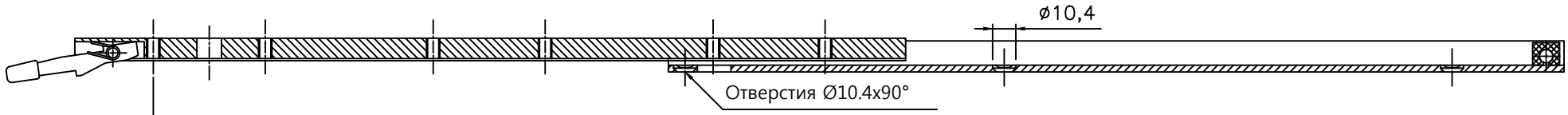

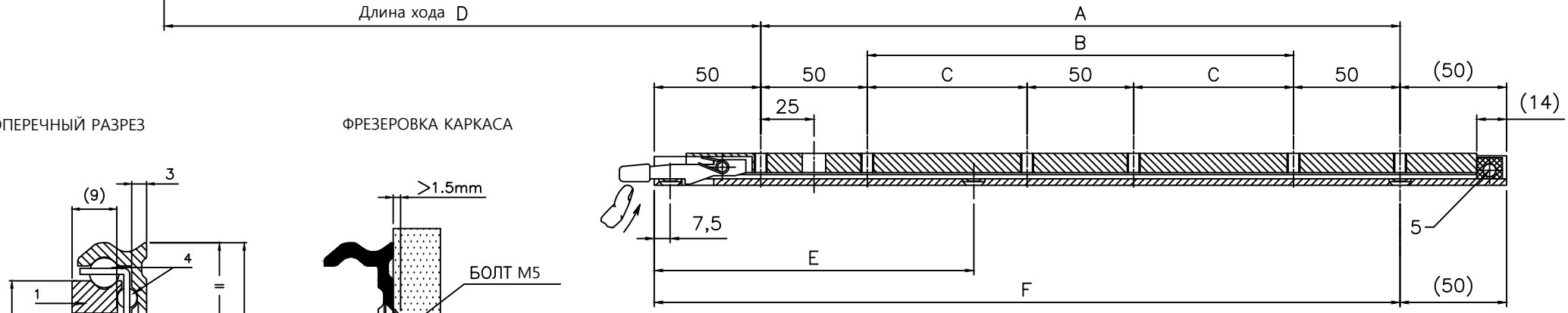

- ПОПЕРЕЧНЫЙ РАЗРЕЗ

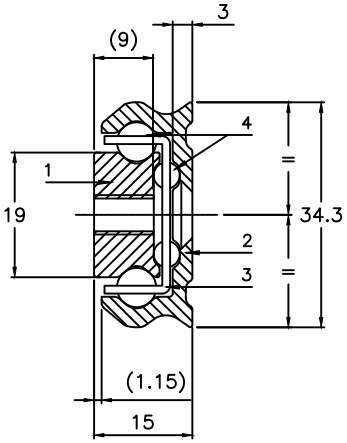

ФРЕЗЕРОВКА КАРКАСА

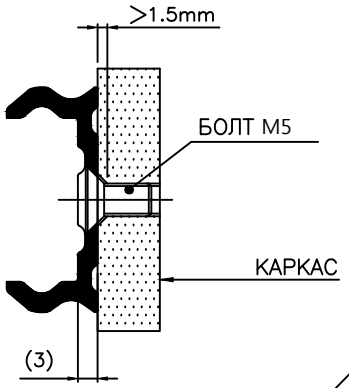

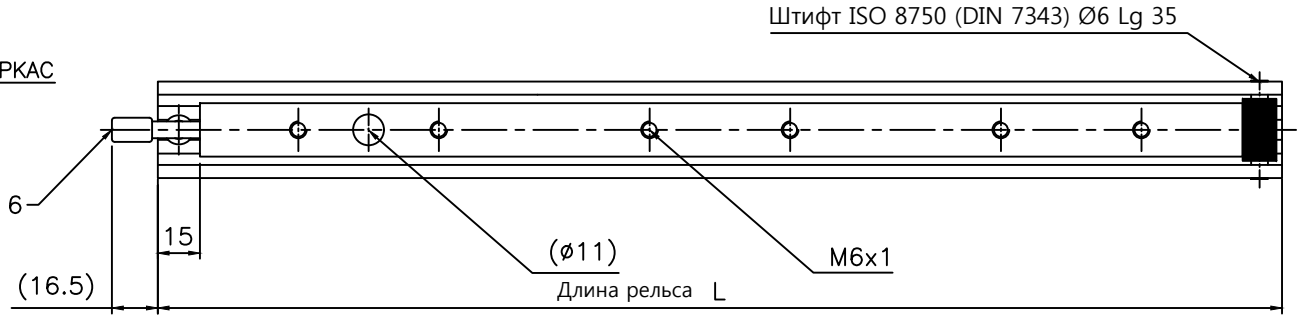

- Размеры в мм
* Нагрузка распределяется равномерно на пару параллельно расположенных направляющих.

- МАТЕРИАЛ

	R53F	ST58F
1 - Внутренний рельс	Сталь	Нержавеющая сталь
2 - Внешний рельс	Сталь	Нержавеющая сталь
3 - Внутренний шариковый сепаратор	Сталь	Нержавеющая сталь
4 - Шарик Ø6 - Ø4	Сталь	Нержавеющая сталь
5 - Ограничитель	Пластмасса	Пластмасса
6 - крышка	Пластмасса	Пластмасса
- ПОКРЫТИЕ	Оцинковка	–
- МАССА	2.5 kg/m	

- ОПЦИИ :

По требованию заказчика можно изменить: покрытие, длину, выдвижение, Ø и расположение отверстий для болтов.

- Нагрузка в вертикальном положении

- Нагрузка в горизонтальном положении

- Данные отвечают внутреннему протоколу тестирования нагрузок. (www.chambrelan.com)

Продукция производиться в соответствии с промышленными нормами (www.chambrelan.com/1016)

R53F – ST58F

30.10.2019

CHAMBRELAN
www.chambrelan.com

L		200	250	300	350	400	450	500	550	600	650	700	750	800	850	900	950	1000	1050	1100	1150	1200	1250	1300	1350	1400
A		100																								
B			50	100	150	200	250	300																		
C									150	175	200	225	250	275	300	325	350	375	400	425	450	475	500	525	550	575
E					125	150	175	200	225	250	275	300	325	350	375	400	425	450	475	500	525	550	575	600	625	650
F		150	200	250	300	350	400	450	500	550	600	650	700	750	800	850	900	950	1000	1050	1100	1150	1200	1250	1300	1350
D		80	130	180	230	280	310	340	370	400	430	480	510	540	570	600	630	680	710	740	770	800	830	880	910	940
	Нагрузка*(кг)	135	135	135	135	135	150	154	158	160	160	158	156	150	144	136	128	120	110	100	90	80	70	60	50	40
	Прогиб (мм)	2	3	3	3	4	4	4	5	5	6	6	7	7	8	8	8	9	9	9	10	10	10	11	11	12
	Нагрузка*(кг)	75	75	75	72	70	68	66	64	60	58	57	56	55	54	52	50	48	46	44	41	38	36	33	28	25
	Прогиб (мм)	1	2	2	3	3	4	5	7	9	12	15	18	21	24	27	30	33	36	38	40	41	42	43	45	46

НИКОГДА НЕ РАЗБИРАЙТЕ НАПРАВЛЯЮЩИЕ!

Запрещается вносить изменения в направляющие!

Чертеж предоставлен в ознакомительных целях. В постоянных условиях усовершенствования продукции, компания оставляет за собой право вносить изменения в продукцию без предупреждения.

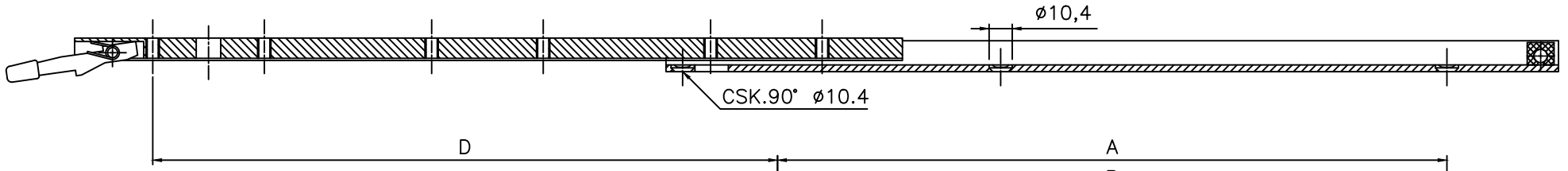

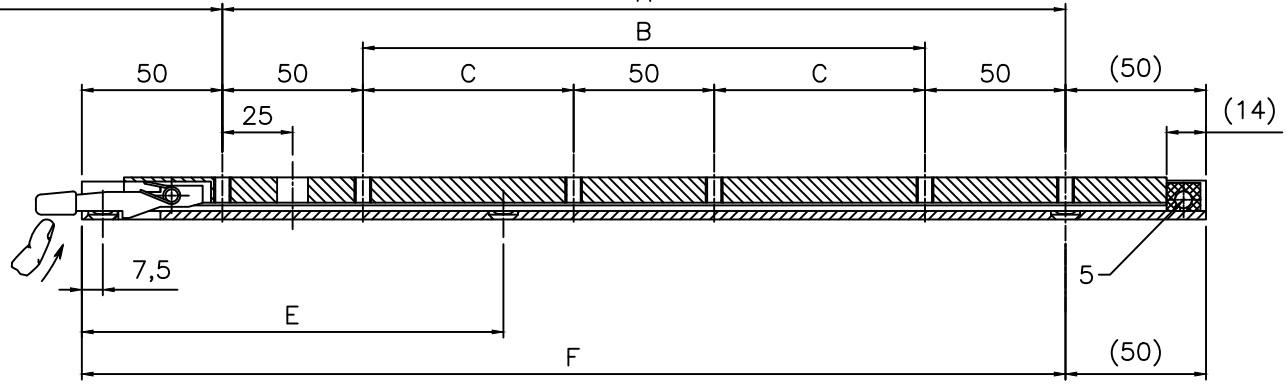

– PROFIL :

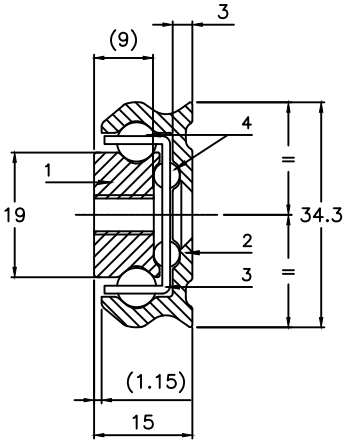

FREZOWANIE RAMY

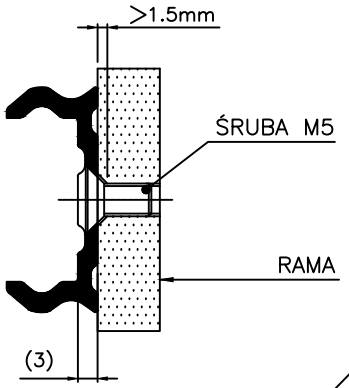

otwór montażowy iSO 8750 (DIN 7343) ø6 Lg 35

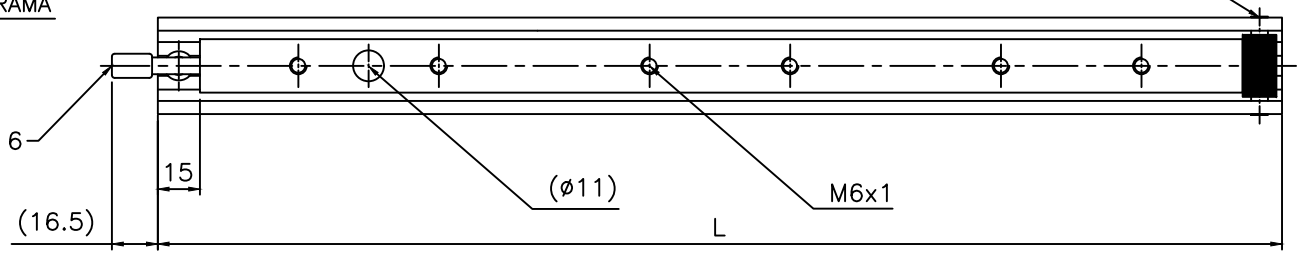

– Wymiary w mm
* Obciążenie określone dla pary prowadnic

Obciążenie przy montażu wysokokrawędziowym

Obciążenie przy montażu płaskim

– wyniki podaje się zgodnie z naszym protokołem testowania obciążenia (www.chambrelan.com)

– materiał

	R53F	ST58F
1 – szyna wewnętrzna	stal	Stal nierdzewna
2 – szyna zewnętrzna	stal	Stal nierdzewna
3 – koszyczek łożyska kulkowego	stal	Stal nierdzewna
4 – łożysko ø6–ø4	stal	Stal nierdzewna
5 – ogranicznik	tworzywo sztuczne	tworzywo sztuczne
6 – zatyczka	tworzywo sztuczne	tworzywo sztuczne

– wykończenie powierzchni	cynkowanie	–
– waga	2.5 kg/m	

– opcje :

Różne długości prowadnicy, wysuwy, wykończenie powierzchni i rozstaw osi otworów według wymagań klientów

nie demontować prowadnicy !

nie modyfikować prowadnic !

L	200	250	300	350	400	450	500	550	600	650	700	750	800	850	900	950	1000	1050	1100	1150	1200	1250	1300	1350	1400
A	100																								
B		50	100	150	200	250	300																		
C								150	175	200	225	250	275	300	325	350	375	400	425	450	475	500	525	550	575
E				125	150	175	200	225	250	275	300	325	350	375	400	425	450	475	500	525	550	575	600	625	650
F	150	200	250	300	350	400	450	500	550	600	650	700	750	800	850	900	950	1000	1050	1100	1150	1200	1250	1300	1350
D	80	130	180	230	280	310	340	370	400	430	480	510	540	570	600	630	680	710	740	770	800	830	880	910	940
obciążenie* (Kg)	135	135	135	135	135	150	154	158	160	160	158	156	150	144	136	128	120	110	100	90	80	70	60	50	40
ugięcie (mm)	2	3	3	3	4	4	4	5	5	6	6	7	7	8	8	8	9	9	9	10	10	10	11	11	12
obciążenie* (Kg)	75	75	75	72	70	68	66	64	60	58	57	56	55	54	52	50	48	46	44	41	38	36	33	28	25
ugięcie (mm)	1	2	2	3	3	4	5	7	9	12	15	18	21	24	27	30	33	36	38	40	41	42	43	45	46

Produkcja zgodnie z naszymi ogólnymi tolerancjami wykonania (www.chambrelan.com/1016)

R53F – ST58F

30.10.2019

CHAMBRELAN
www.chambrelan.com

podejmując ciągłe wysiłki na rzecz poprawy produktu , firma zastrzega sobie prawo do wprowadzania zmian w produktach bez uprzedzenia.