CHAMBRELAN
www.chambrelan.com

R71V

Acier zingué	Extension Partielle	Français	2
Zinc plated steel	Partial Extension	English	3
Stahl silbern verzinkt	Teilauszüge	Deutsch	4
Pozinkovaná ocel	částečný výsuv	Česky	5
Acero zincado	Extensión Parcial	Español	6
Acciaio zincato	Estensione partiale	Italiano	7
Verzinkt staal	Gedeeltelijk uittrekbaar	Nederlands	8
Оцинковка	Частичное выдвижение	Русский	9

www.chambrelan.com/R71



Visuel non contractuel

► info@chambrelan.com ► www.chambrelan.com

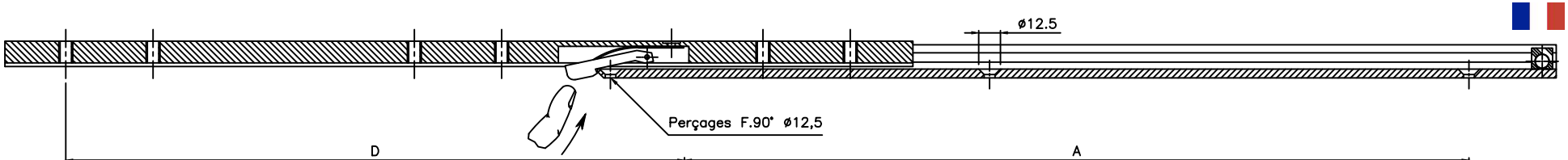

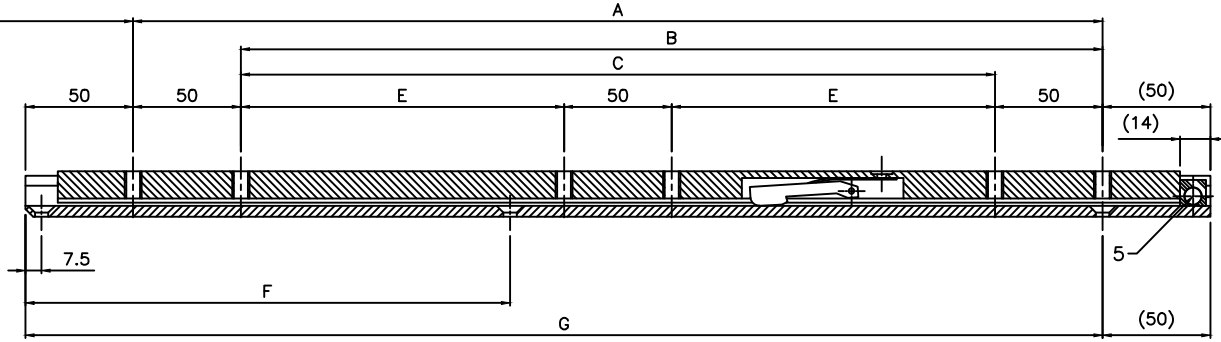

– PROFIL :

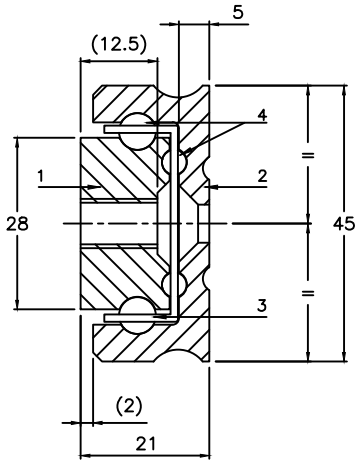

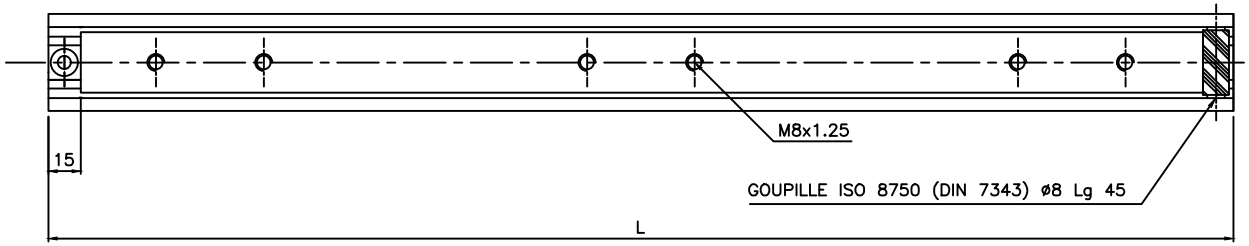

– MATIERE

1	– Curseur	: Acier
2	– Extérieur	: Acier
3	– Cage à billes	: Acier
4	– Billes ø6–ø4	: Acier
5	– Butée	: Plastique

– TRAITEMENT : Zincage

– POIDS : 5.5 kg/m

– OPTIONS :

Longueur des glissières, développement, traitements, ø et entraxes de perçages sur demande.

⚠ NE JAMAIS DEMONTER LA GLISSIERE !

Aucune modification ne doit être apportée à la glissière !

– Unité en mm

* Charge uniformément répartie pour une paire de glissières.

– Charge A CHANT

– Charge A PLAT

– Résultats donnés suivant notre protocole d'essais de charge (voir sur www.chambrelan.com)

Production suivant les tolérances générales de fabrication (www.chambrelan.com/1016)

R71V | ACIER | 03.04.2013

CHAMBRELAN www.chambrelan.com

L	200	250	300	350	400	450	500	550	600	650	700	750	800	850	900	950	1000	1050	1100	1150	1200	1250	1300	1350	1400	1500	1600	1700
A	100	150																										
B			150	200	250	300																						
C							300																					
E								150	175	200	225	250	275	300	325	350	375	400	425	450	475	500	525	550	575	625	675	725
F				125	150	175	200	225	250	275	300	325	350	375	400	425	450	475	500	525	550	575	600	625	650	700	750	800
G	150	200	250	300	350	400	450	500	550	600	650	700	750	800	850	900	950	1000	1050	1100	1150	1200	1250	1300	1350	1450	1550	1650
D	80	130	180	230	280	310	340	370	400	430	480	510	540	570	600	630	680	710	740	770	800	830	880	910	940	1020	1080	1140
Charge* (Kg)	140	140	140	140	140	175	210	245	280	278	270	260	250	238	224	210	200	190	180	170	160	150	140	130	120	98	74	50
Flèche (mm)	1	1	2	2	2	3	3	3	4	4	4	5	5	6	6	7	8	8	9	10	11	11	12	13	14	16	18	19
Charge* (Kg)	115	120	122	120	116	113	108	104	100	96	92	90	87	84	81	78	75	72	68	64	58	55	49	44	40	30	21	10
Flèche (mm)	1	1	2	2	2	2	3	3	4	4	4	5	5	6	6	7	7	8	8	9	9	10	10	11	11	13	14	15

Dans un souci d'amélioration constante de sa fabrication, la société se réserve le droit de modifier ses produits sans avertissement ni préavis. Données non contractuelles.

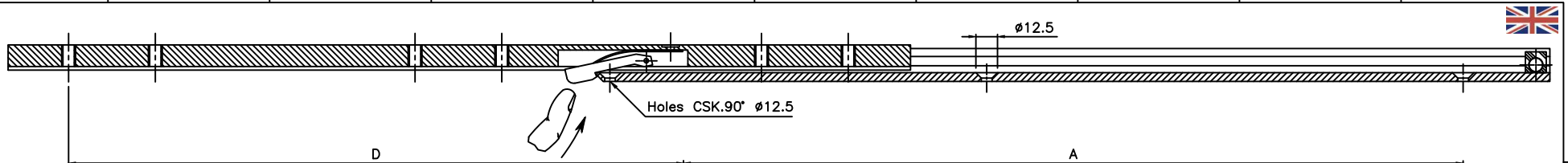

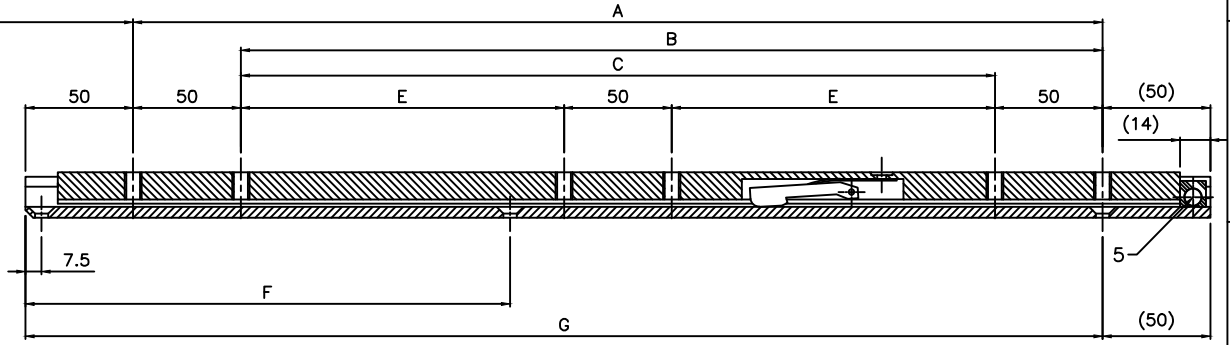

– PROFILE :

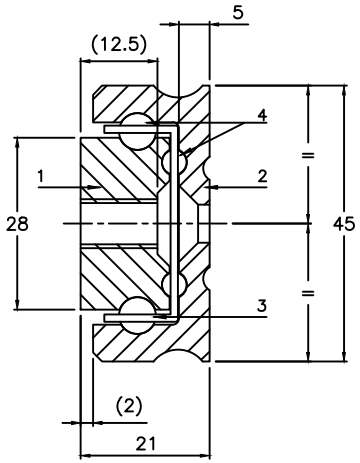

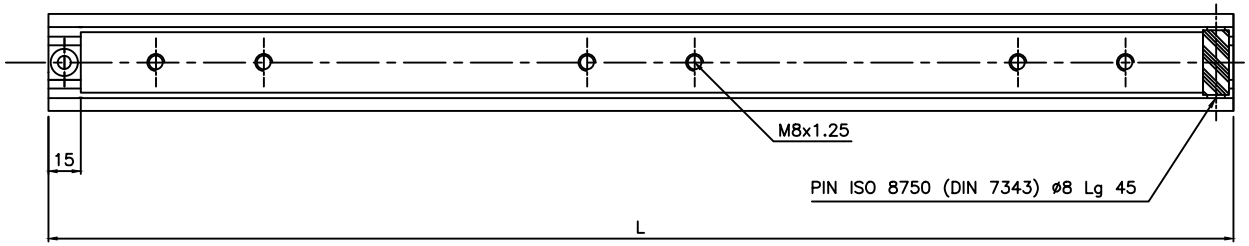

– MATERIAL

1 – Inner beam	:	Steel
2 – Outer beam	:	Steel
3 – Ball cages	:	Steel
4 – Bearing ø6–ø4	:	Steel
5 – End stop	:	Plastic

– SURFACE FINISH : Zinc plating

– WEIGHT : 5.5 Kg/m

– OPTIONS :

Different slide lengths, extension, surface finish, ø and holes centres to customer's requirement.

⚠ DO NOT DISMOUNT THE SLIDE !

Do not modify the slides !

– Dimensions in mm

* Loads indicated for a pair of slides

– Load in a major axis

– Load in a minor axis

– Results given according to our load testing protocol (www.chambrelan.com)

Production according our general manufacturing tolerances (www.chambrelan.com/1016)

R71V | STEEL | 03.04.2013

CHAMBRELAN www.chambrelan.com

L	200	250	300	350	400	450	500	550	600	650	700	750	800	850	900	950	1000	1050	1100	1150	1200	1250	1300	1350	1400	1500	1600	1700
A	100	150																										
B			150	200	250	300																						
C							300																					
E								150	175	200	225	250	275	300	325	350	375	400	425	450	475	500	525	550	575	625	675	725
F				125	150	175	200	225	250	275	300	325	350	375	400	425	450	475	500	525	550	575	600	625	650	700	750	800
G	150	200	250	300	350	400	450	500	550	600	650	700	750	800	850	900	950	1000	1050	1100	1150	1200	1250	1300	1350	1450	1550	1650
D	80	130	180	230	280	310	340	370	400	430	480	510	540	570	600	630	680	710	740	770	800	830	880	910	940	1020	1080	1140
Load* (Kg)	140	140	140	140	140	175	210	245	280	278	270	260	250	238	224	210	200	190	180	170	160	150	140	130	120	98	74	50
Deflexion (mm)	1	1	2	2	2	3	3	3	4	4	4	5	5	6	6	7	8	8	9	10	11	11	12	13	14	16	18	19
Load* (Kg)	115	120	122	120	116	113	108	104	100	96	92	90	87	84	81	78	75	72	68	64	58	55	49	44	40	30	21	10
Deflexion (mm)	1	1	2	2	2	2	3	3	4	4	4	5	5	6	6	7	7	8	8	9	9	10	10	11	11	13	14	15

In a constant effort of improvement, the compagny reserves the right to modify its products without notice. No contratual information.

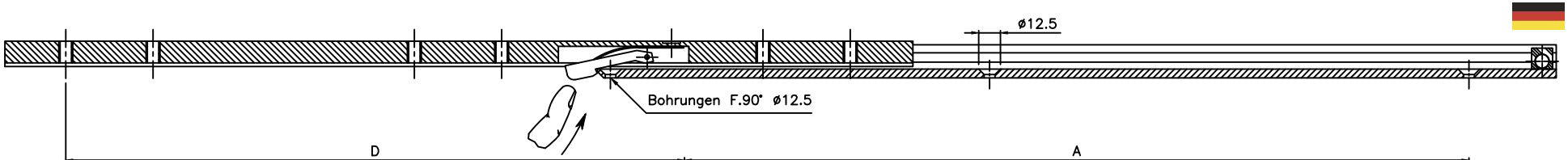

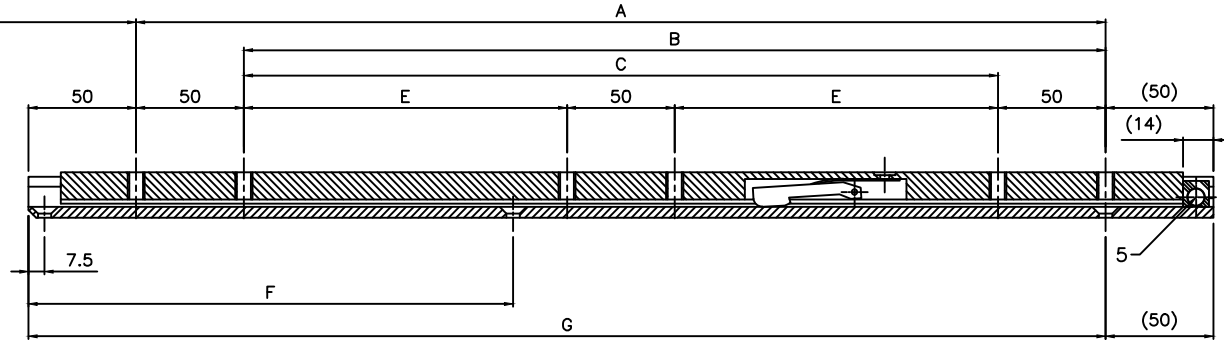

– PROFIL :

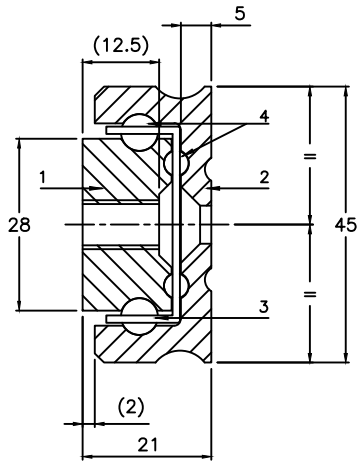

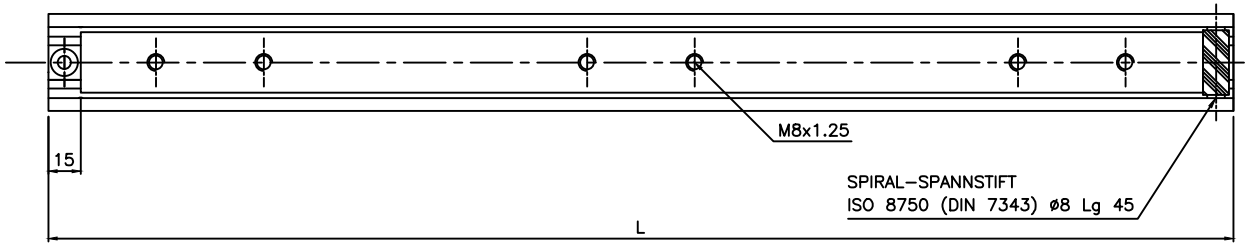

– Material

1 – Kleine innenschiene : Stahl
2 – Außenschiene : Stahl
3 – Kugelleisten : Stahl
4 – Kugeln ø6–ø4 : Stahl
5 – Anschlag : Plastik

– Oberflächenbehandlung : Verzinkt und passiviert
– Gewicht : 5.5 Kg/m
– mögliche Sonderanfertigungen :

Sonderlängen, Oberflächenbehandlungen, ø Bohrungen und Lochabstände.

⚠ DIE SCHIENEN NICHT DEMONTIEREN !

DIE TELESKOPSCHIENE DARF NICHT VERÄNDERT WERDEN!

– Maße in mm
* Belastungsangaben gelten pro Paar

– Tragfähigkeit radial

– Tragfähigkeit axial

– Resultate nach unserem üblichen Testverfahren (siehe unter www.chambrelan.com)

Herstellung nach unseren allgemeinen Herstellungstoleranzen (siehe www.chambrelan.com/1016)

R71V | STAHL | 03.04.2013

CHAMBRELAN
www.chambrelan.com

L	200	250	300	350	400	450	500	550	600	650	700	750	800	850	900	950	1000	1050	1100	1150	1200	1250	1300	1350	1400	1500	1600	1700
A	100	150																										
B			150	200	250	300																						
C							300																					
E								150	175	200	225	250	275	300	325	350	375	400	425	450	475	500	525	550	575	625	675	725
F				125	150	175	200	225	250	275	300	325	350	375	400	425	450	475	500	525	550	575	600	625	650	700	750	800
G	150	200	250	300	350	400	450	500	550	600	650	700	750	800	850	900	950	1000	1050	1100	1150	1200	1250	1300	1350	1450	1550	1650
D	80	130	180	230	280	310	340	370	400	430	480	510	540	570	600	630	680	710	740	770	800	830	880	910	940	1020	1080	1140
Belastung*(Kg)	140	140	140	140	140	175	210	245	280	278	270	260	250	238	224	210	200	190	180	170	160	150	140	130	120	98	74	50
Durchbiegung	1	1	2	2	2	3	3	3	4	4	4	5	5	6	6	7	8	8	9	10	11	11	12	13	14	16	18	19
Belastung*(Kg)	115	120	122	120	116	113	108	104	100	96	92	90	87	84	81	78	75	72	68	64	58	55	49	44	40	30	21	10
Durchbiegung	1	1	2	2	2	2	3	3	4	4	4	5	5	6	6	7	7	8	8	9	9	10	10	11	11	13	14	15

Um die ständige Verbesserung unserer Schienen zu gewährleisten, behalten wir uns ohne Voranmeldung technische Änderungen vor. Keine vertragsmässigen Informationen.

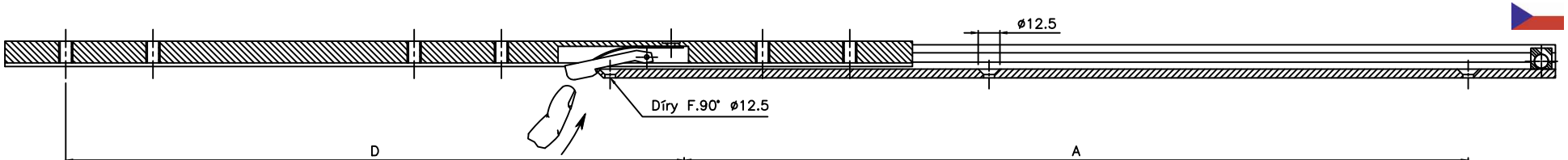

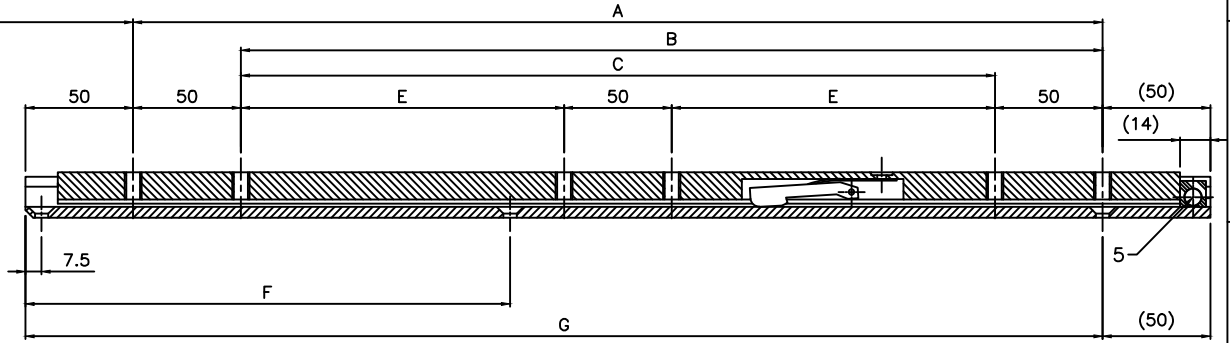

– ŘEZ :

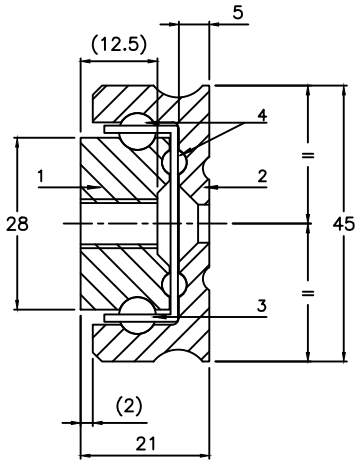

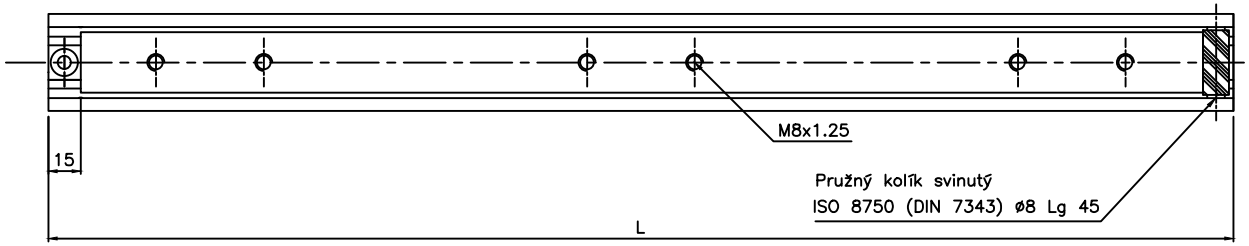

– MATERIÁL

1 – Vnitřní lišta	:	Ocel
2 – Vnější lišta	:	Ocel
3 – Kuličková klec	:	Ocel
4 – Kulička ø6–ø4	:	Ocel
5 – Zarážka	:	Plast

– POVRCHOVÁ ÚPRAVA : Pozink

– HMOTNOST : 5.5 Kg/m

– MOŽNOSTI :

Délku, výsuv a povrchovou úpravu lišt, ø a rozteče otvorů pro šrouby lze upravit dle požadavků zákazníka.

LIŠTY NIKDY NEROZEBÍREJTE!

Lišta nesmí být žádným způsobem upravována!

– Rozměry v mm

* Nosnost rovnoměrně rozložena na pár lišt

– Zatížení nakolmo

– Zatížení naplocho

– Hodnoty odpovídají výsledkům interního zkušebního protokolu o zatížení (viz. www.chambrelan.com)

Výroba v souladu se všeobecnými výrobními tolerancemi (www.chambrelan.com/1016)

R71V	OCEL	CHAMBRELAN
	03.04.2013	

L	200	250	300	350	400	450	500	550	600	650	700	750	800	850	900	950	1000	1050	1100	1150	1200	1250	1300	1350	1400	1500	1600	1700
A	100	150																										
B			150	200	250	300																						
C							300																					
E								150	175	200	225	250	275	300	325	350	375	400	425	450	475	500	525	550	575	625	675	725
F				125	150	175	200	225	250	275	300	325	350	375	400	425	450	475	500	525	550	575	600	625	650	700	750	800
G	150	200	250	300	350	400	450	500	550	600	650	700	750	800	850	900	950	1000	1050	1100	1150	1200	1250	1300	1350	1450	1550	1650
D	80	130	180	230	280	310	340	370	400	430	480	510	540	570	600	630	680	710	740	770	800	830	880	910	940	1020	1080	1140
Nosnost*(Kg)	140	140	140	140	140	175	210	245	280	278	270	260	250	238	224	210	200	190	180	170	160	150	140	130	120	98	74	50
PRŮHYB(mm)	1	1	2	2	2	3	3	3	4	4	4	5	5	6	6	7	8	8	9	10	11	11	12	13	14	16	18	19
Nosnost*(Kg)	115	120	122	120	116	113	108	104	100	96	92	90	87	84	81	78	75	72	68	64	58	55	49	44	40	30	21	10
PRŮHYB(mm)	1	1	2	2	2	2	3	3	4	4	4	5	5	6	6	7	7	8	8	9	9	10	10	11	11	13	14	15

Za účelem trvalého zlepšování produktu si společnost vyhrazuje právo měnit uvedené specifikace bez předchozího upozornění. Údaje jsou nezávazné.

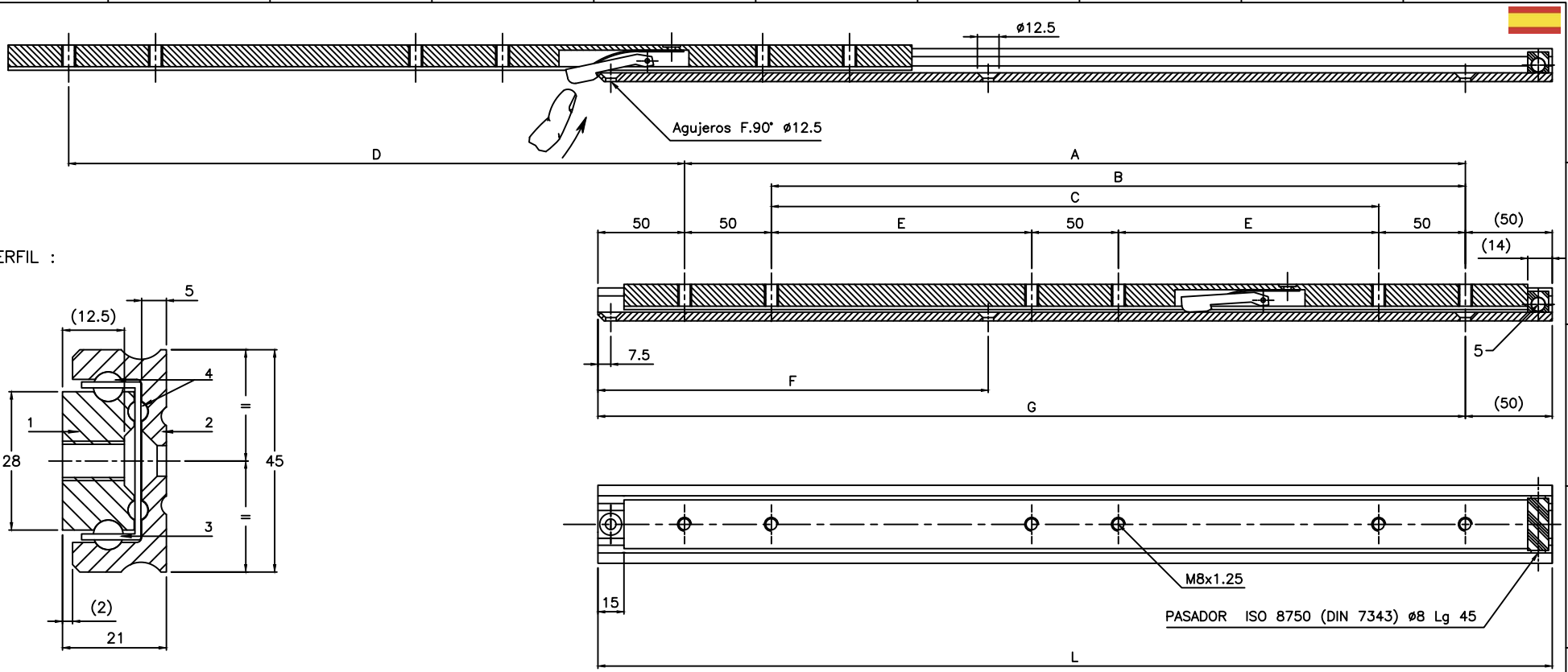

– PERFIL :

– Unidad en mm

* Carga uniformemente repartida para un par de guías

– Carga de canto

– Carga de plano

– Resultados obtenidos según nuestro protocolo de pruebas de carga (mirar en www.chambrelan.com)

– MATERIAL

1	– Cursor	: Acero
2	– Exterior	: Acero
3	– Jaula de bolas	: Acero
4	– Bolas ø6–ø4	: Acero
5	– Tope	: Plástico

– TRATAMIENTO : Zincado

– PESO : 5.5 Kg/m

– OPCIONES :

Longitud de guías, desarrollo, tratamientos, ø y entre–centros de taladros bajo demanda

¡NO DESMONTAR NUNCA LA GUIA!

No modificar las guías

Producción de acuerdo con las tolerancias generales de fabricación (www.chambrelan.com/1016)

R71V | ACERO | 03.04.2013

CHAMBRELAN www.chambrelan.com

L	200	250	300	350	400	450	500	550	600	650	700	750	800	850	900	950	1000	1050	1100	1150	1200	1250	1300	1350	1400	1500	1600	1700
A	100	150																										
B			150	200	250	300																						
C							300																					
E								150	175	200	225	250	275	300	325	350	375	400	425	450	475	500	525	550	575	625	675	725
F				125	150	175	200	225	250	275	300	325	350	375	400	425	450	475	500	525	550	575	600	625	650	700	750	800
G	150	200	250	300	350	400	450	500	550	600	650	700	750	800	850	900	950	1000	1050	1100	1150	1200	1250	1300	1350	1450	1550	1650
D	80	130	180	230	280	310	340	370	400	430	480	510	540	570	600	630	680	710	740	770	800	830	880	910	940	1020	1080	1140
Carga* (Kg)	140	140	140	140	140	175	210	245	280	278	270	260	250	238	224	210	200	190	180	170	160	150	140	130	120	98	74	50
Flecha (mm)	1	1	2	2	2	3	3	3	4	4	4	5	5	6	6	7	8	8	9	10	11	11	12	13	14	16	18	19
Carga* (Kg)	115	120	122	120	116	113	108	104	100	96	92	90	87	84	81	78	75	72	68	64	58	55	49	44	40	30	21	10
Flecha (mm)	1	1	2	2	2	2	3	3	4	4	4	5	5	6	6	7	7	8	8	9	9	10	10	11	11	13	14	15

En su empeño de mejora constante de su fabricación la empresa se reserva el derecho de modificar sus productos sin advertencia ni preaviso. Datos no contractuales.

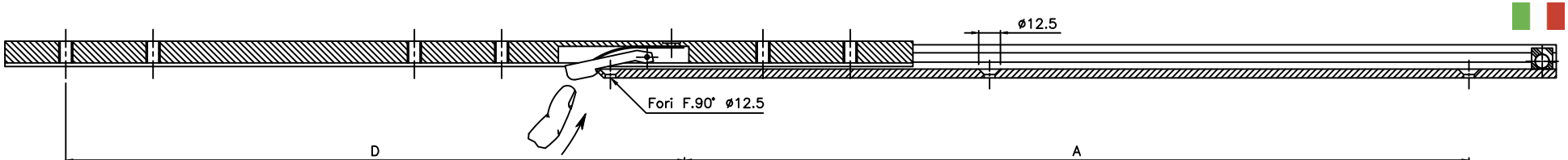

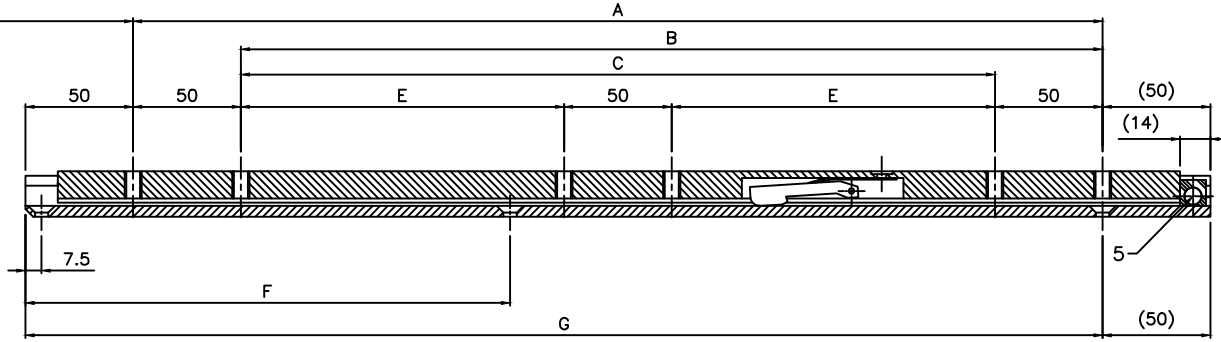

– PROFILO :

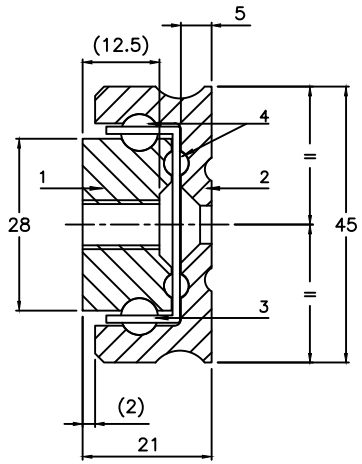

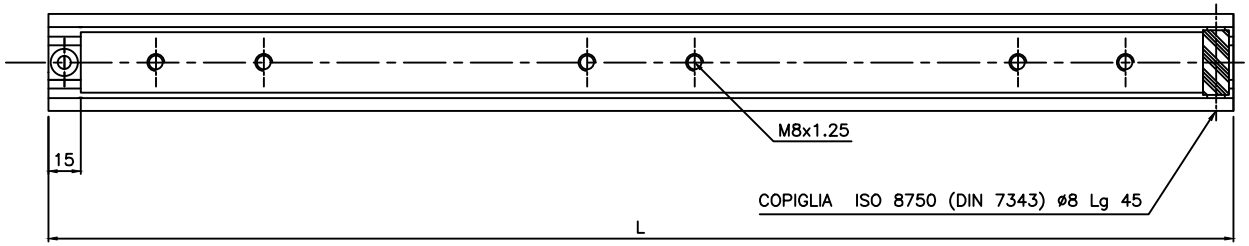

– MATIERIA

1	– Cursore	: Acciaio
2	– Esterno	: Acciaio
3	– Gabbia a sfere	: Acciaio
4	– Sfere ø6–ø4	: Acciaio
5	– Arresto	: Plastica

– TRATTAMENTO : Zincatura

– PESO : 5.5 Kg/m

– OPZIONI :

Lunghezza delle guide, sviluppo, trattamenti ø e posizione delle forature su richiesta.

⚠ NON SMONTARE MAI LA GUIDA !

Nessuna modificazione deve essere effettuata sulla guida

– Unità in mm

* Carico uniformemente ripartito per una coppia di guide

– Carico IN COSTA

– Carico IN PIANO

– Risultati determinati secondo il nostro protocollo prove di carico (vedi sul sito www.chambrelan.com)

Produzione avviene secondo le tolleranze generali di fabbricazione (www.chambrelan.com/1016)

R71V	ACCIAIO	CHAMBRELAN
	03.04.2013	

L	200	250	300	350	400	450	500	550	600	650	700	750	800	850	900	950	1000	1050	1100	1150	1200	1250	1300	1350	1400	1500	1600	1700
A	100	150																										
B			150	200	250	300																						
C							300																					
E								150	175	200	225	250	275	300	325	350	375	400	425	450	475	500	525	550	575	625	675	725
F				125	150	175	200	225	250	275	300	325	350	375	400	425	450	475	500	525	550	575	600	625	650	700	750	800
G	150	200	250	300	350	400	450	500	550	600	650	700	750	800	850	900	950	1000	1050	1100	1150	1200	1250	1300	1350	1450	1550	1650
D	80	130	180	230	280	310	340	370	400	430	480	510	540	570	600	630	680	710	740	770	800	830	880	910	940	1020	1080	1140
Carico* (Kg)	140	140	140	140	140	175	210	245	280	278	270	260	250	238	224	210	200	190	180	170	160	150	140	130	120	98	74	50
Flessione (mm)	1	1	2	2	2	3	3	3	4	4	4	5	5	6	6	7	8	8	9	10	11	11	12	13	14	16	18	19
Carico* (Kg)	115	120	122	120	116	113	108	104	100	96	92	90	87	84	81	78	75	72	68	64	58	55	49	44	40	30	21	10
Flessione (mm)	1	1	2	2	2	2	3	3	4	4	4	5	5	6	6	7	7	8	8	9	9	10	10	11	11	13	14	15

Per permettere un miglioramento costante della fabbricazione, la società si riserva il diritto di modificare i prodotti senza avvertimento né preavviso. Dati non contrattuali.

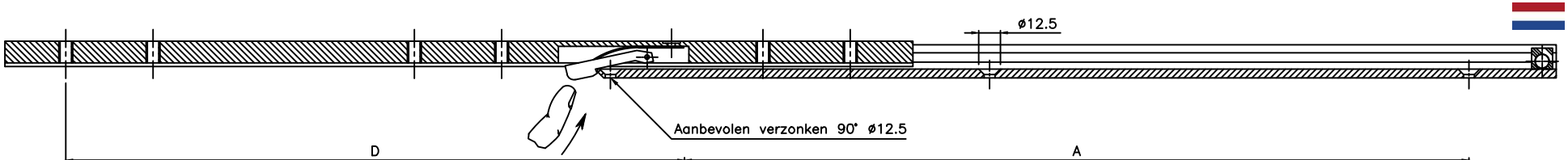

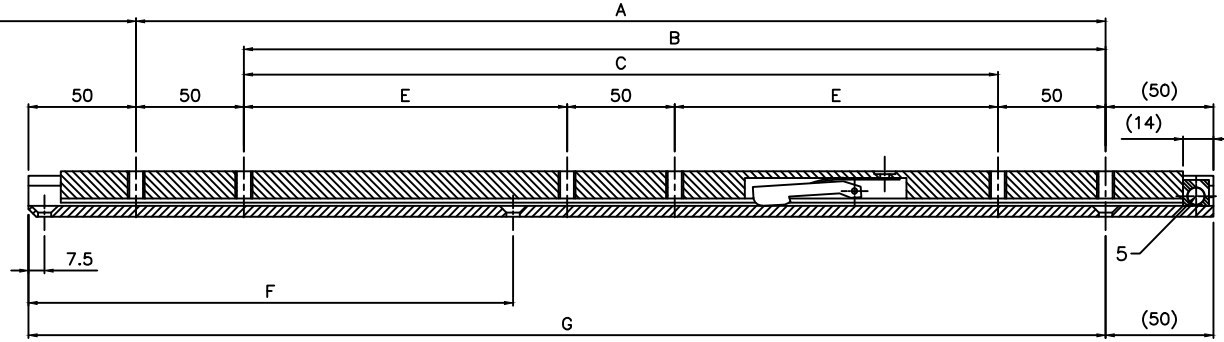

– PROFIEL :

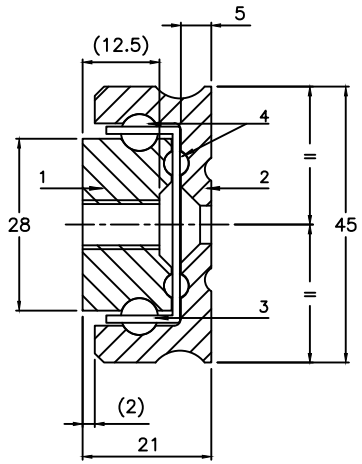

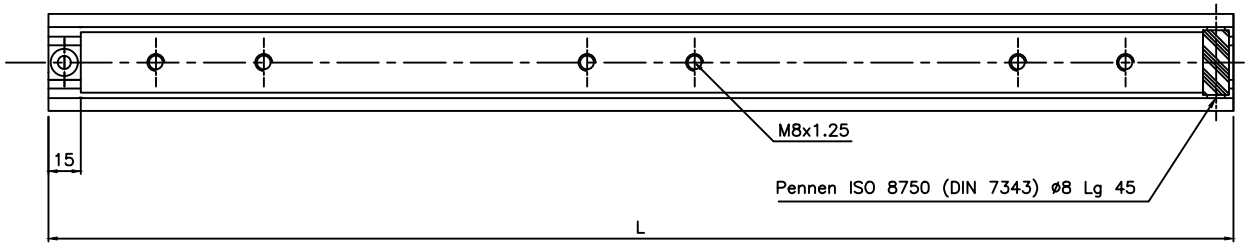

– MATERIAAL

1	– Binnenprofiel	: Staal
2	– Buitenprofiel	: Staal
3	– Kogelkooi	: Staal
4	– Kogels ø6–ø4	: Staal
5	– Eindstop	: Plastic

– Oppervlaktebehandeling : Verzinkt

– GEWICHT : 5.5 Kg/m

– OPTIES :

Lengte, uittreklengte, oppervlaktebehandeling, diameter en tussenafstand bevestigingsgaten van de geleiders op aanvraag.

⚠ GELEIDER NOOIT UIT DE GELEIDERS HALEN!

Het is niet toegestaan verandering aan de geleiders aan te brengen!

– Meeteenheid in mm

* Belasting gelijkmatig verdeeld over een paar geleiders

– Draagvermogen rechstandig

– Draagvermogen plat liggend

– Resultaten gegeven volgens ons protocol load testing (zien www.chambrelan.com)

Geproduceerd volgens onze algemene fabricagetoleranties (www.chambrelan.com/1016)

R71V	STAAL	CHAMBRELAN
	03.04.2013	

L	200	250	300	350	400	450	500	550	600	650	700	750	800	850	900	950	1000	1050	1100	1150	1200	1250	1300	1350	1400	1500	1600	1700
A	100	150																										
B			150	200	250	300																						
C							300																					
E								150	175	200	225	250	275	300	325	350	375	400	425	450	475	500	525	550	575	625	675	725
F				125	150	175	200	225	250	275	300	325	350	375	400	425	450	475	500	525	550	575	600	625	650	700	750	800
G	150	200	250	300	350	400	450	500	550	600	650	700	750	800	850	900	950	1000	1050	1100	1150	1200	1250	1300	1350	1450	1550	1650
D	80	130	180	230	280	310	340	370	400	430	480	510	540	570	600	630	680	710	740	770	800	830	880	910	940	1020	1080	1140
Draagvermogen* (Kg)	140	140	140	140	140	175	210	245	280	278	270	260	250	238	224	210	200	190	180	170	160	150	140	130	120	98	74	50
Doorbuiging (mm)	1	1	2	2	2	3	3	3	4	4	4	5	5	6	6	7	8	8	9	10	11	11	12	13	14	16	18	19
Draagvermogen* (Kg)	115	120	122	120	116	113	108	104	100	96	92	90	87	84	81	78	75	72	68	64	58	55	49	44	40	30	21	10
Doorbuiging (mm)	1	1	2	2	2	2	3	3	4	4	4	5	5	6	6	7	7	8	8	9	9	10	10	11	11	13	14	15

In het constante streven naar verbeteringen in het fabricageproces behoudt de firma zich het recht voor zijn producten aan te passen zonder voorafgaande kennisgeving. Gegevens zijn niet bindend.

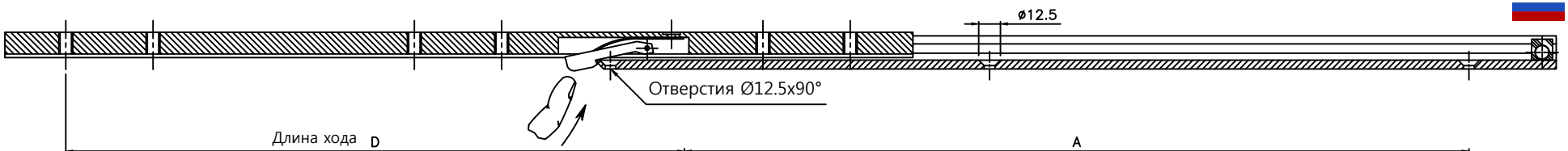

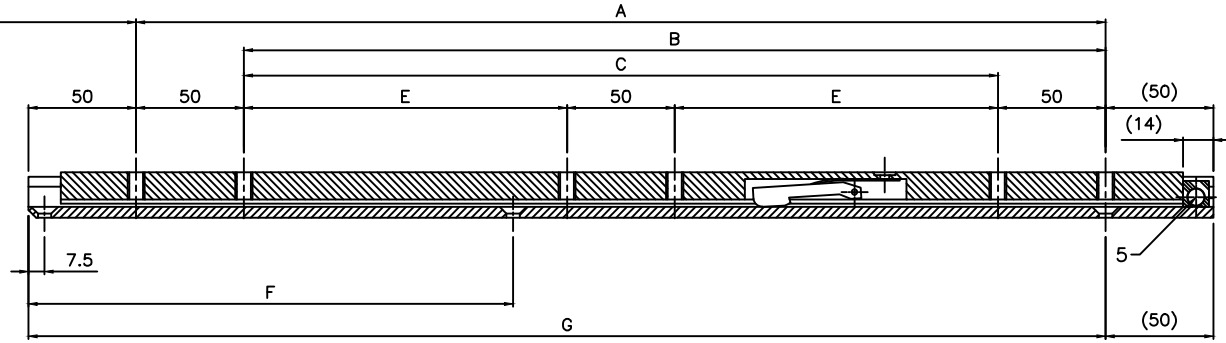

- ПОПЕРЕЧНЫЙ РАЗРЕЗ

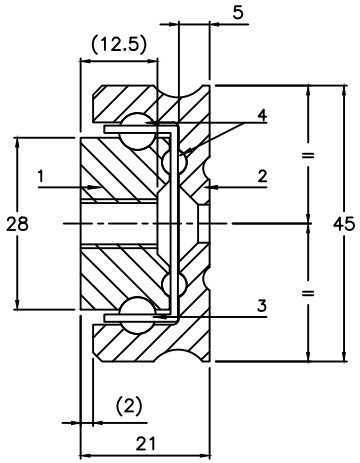

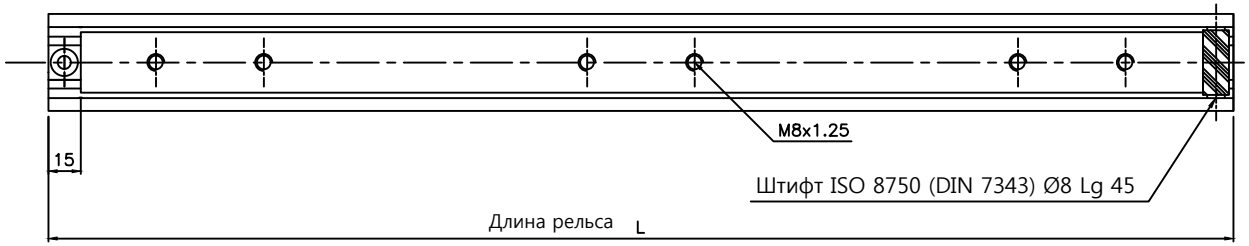

- МАТЕРИАЛ

1 - Внутренний рельс	: Сталь
2 - Внешний рельс	: Сталь
3 - Внутренний шариковый сепаратор	: Сталь
4 - Шарик Ø6 - Ø4	: Сталь
5 - Ограничитель	: Пластмасса

- ПОКРЫТИЕ : Оцинковка
- МАССА : 5.5 кг/м
- ОПЦИИ :

По требованию заказчика можно изменить: покрытие, длину, выдвижение, Ø и расположение отверстий для болтов.

⚠ НИКОГДА НЕ РАЗБИРАЙТЕ НАПРАВЛЯЮЩИЕ!

Запрещается вносить изменения в направляющие!

- Размеры в мм
* Нагрузка распределяется равномерно на пару параллельно расположенных направляющих.

- Нагрузка в вертикальном положении

- Нагрузка в горизонтальном положении

- Данные отвечают внутреннему протоколу тестирования нагрузок. (www.chambrelan.com)

Продукция производиться в соответствии с промышленными нормами (www.chambrelan.com/1016)

R71V	Сталь
	11.12.2013

CHAMBRELAN www.chambrelan.com

L	200	250	300	350	400	450	500	550	600	650	700	750	800	850	900	950	1000	1050	1100	1150	1200	1250	1300	1350	1400	1500	1600	1700
A	100	150																										
B			150	200	250	300																						
C							300																					
E								150	175	200	225	250	275	300	325	350	375	400	425	450	475	500	525	550	575	625	675	725
F				125	150	175	200	225	250	275	300	325	350	375	400	425	450	475	500	525	550	575	600	625	650	700	750	800
G	150	200	250	300	350	400	450	500	550	600	650	700	750	800	850	900	950	1000	1050	1100	1150	1200	1250	1300	1350	1450	1550	1650
D	80	130	180	230	280	310	340	370	400	430	480	510	540	570	600	630	680	710	740	770	800	830	880	910	940	1020	1080	1140
Нагрузка*(кг)	140	140	140	140	140	175	210	245	280	278	270	260	250	238	224	210	200	190	180	170	160	150	140	130	120	98	74	50
Прогиб (мм)	1	1	2	2	2	3	3	3	4	4	4	5	5	6	6	7	8	8	9	10	11	11	12	13	14	16	18	19
Нагрузка*(кг)	115	120	122	120	116	113	108	104	100	96	92	90	87	84	81	78	75	72	68	64	58	55	49	44	40	30	21	10
Прогиб (мм)	1	1	2	2	2	2	3	3	4	4	4	5	5	6	6	7	7	8	8	9	9	10	10	11	11	13	14	15

Чертеж предоставлен в ознакомительных целях. В постоянных условиях усовершенствования продукции, компания оставляет за собой право вносить изменения в продукцию без предупреждения.